


PIEDMONT LITHIUM LTD.

ISIN: **AU000000PLL5** WKN: **WCP**

Overview

2024/07/16 21:41:38

Price
0.1187 USD

Difference  5.02% (0.01)

General attributes

ISIN AU000000PLL5

Symbol PLL

Exchange FINRA other OTC Issues

Currency USD

Sector Energy / Commodities

Security type Stock

Market cap 216 EUR (m)

Benchmark ASX ALL ORDINARIES INDEX

Market data

Bid (Bid size) -

Ask (Ask size) -

Open 0.119 USD

High 0.119 USD

Low 0.1187 USD

Close (prev. day) 0.113 USD

VWAP 0.118942 USD

Volume (pcs) 6,172

Trading volume 734.21

Number of trades 3

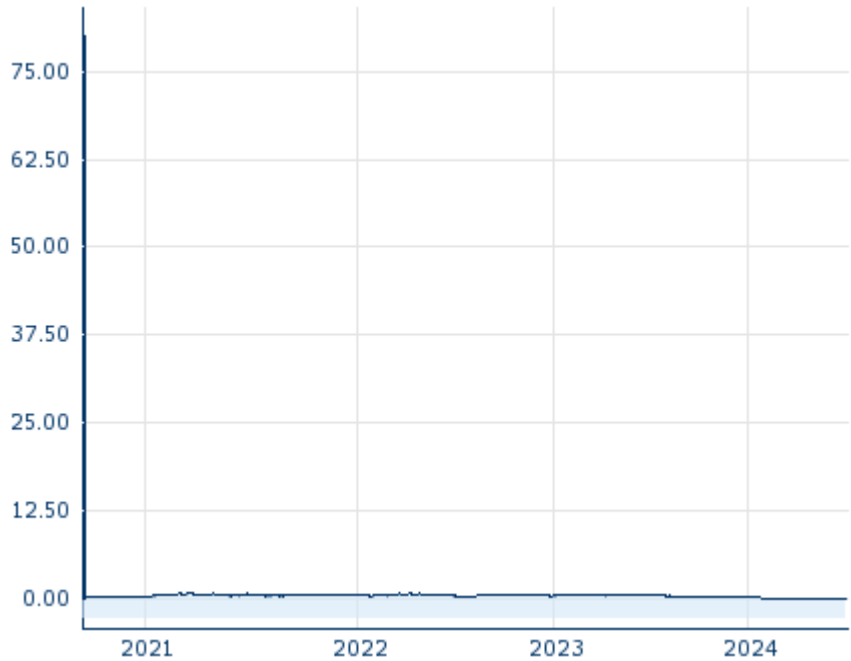
Last size 1,080

Futures and Options

Related Futures -

Related Options -

5y



Information about previous performance does not guarantee future performance.
Source: FactSet

Recent research

on sector			
Date		Headline	Download
2024/07/15		Aktienempfehlungen Global	
2024/07/12		Equity Weekly	
2024/07/12		Global Equity Ratings	
2024/07/09		Aktienempfehlungen Österreich	
2024/06/24		Aktienempfehlungen Österreich	

Details

2024/07/16 21:41:38

Price
0.1187 USD

Difference ▲ 5.02% (0.01)

General attributes

ISIN	AU000000PLL5
Symbol	PLL
Exchange	FINRA other OTC Issues
Currency	USD
Sector	Energy / Commodities
Security type	Stock
Market cap (m)	216 EUR
Benchmark	ASX ALL ORDINARIES INDEX

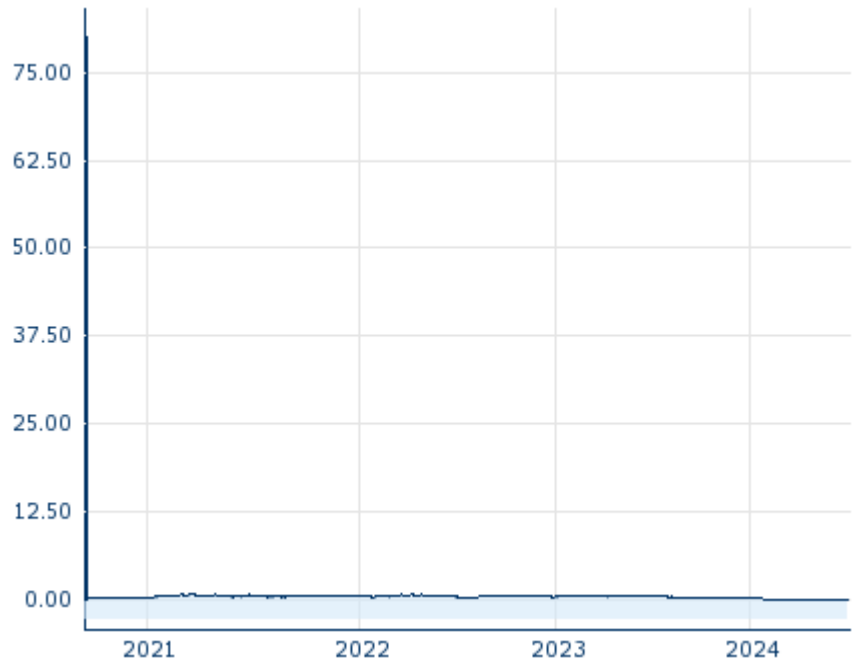
Market data

Bid (Bid size)	-
Ask (Ask size)	-
Open	0.119 USD
High	0.119 USD
Low	0.1187 USD
Close (prev. day)	0.113 USD
VWAP	0.118942 USD
Volume (pcs)	6,172
Trading volume	734.21
Number of trades	3
Last size	1,080

Performance and Risk

	6m	1y	3y
Perf (%)	-	-	-
Perf (abs.)	-	-	-
Beta	1.85	2.10	2.26
Volatility	192.62	148.09	125.76

5y



Information about previous performance does not guarantee future performance.
Source: FactSet

Price data

Ø price 5 days Ø volume 5 days (pcs.)	0.1132 USD (8,009)
Ø price 30 days Ø volume 30 days (pcs.)	0.1079 USD (5,503)
Ø price 100 days Ø volume 100 days (pcs.)	0.1293 USD (15,863)
Ø price 250 days Ø volume 250 days (pcs.)	0.2528 USD (15,509)
YTD High date	0.2793 USD (2024/01/04)
YTD Low date	0.0651 USD (2024/05/01)
52 Weeks High date	0.6300 USD (2023/07/18)
52 Weeks Low date	0.0651 USD (2024/05/01)

Arbitrage views

Exchange ⊕	Date	Time	Price	Trading volume (mio.)	Number of trades
Tradegate	2024/07/17	22:26	0.1175 EUR	0.01	9
Stuttgart	2024/07/17	11:03	0.112 EUR	0.00	5
Munich	2024/07/17	08:01	0.112 EUR	0.00	2
Frankfurt	2024/07/17	10:41	0.124 EUR	0.00	1
FINRA other OTC	2024/	21:41	0.1187 USD	0.00	3

Issues	07/16					
Duesseldorf	2024/ 07/17	19:30	0.113 EUR	0.00		7
Berlin	2024/ 07/17	21:46	0.1155 EUR	0.00		11
Australian Securities Exchange	2024/ 07/17	08:10	0.185 AUD	0.54		161

Company profile

Company Logo



Company Profile

-

Contact Details

PIEDMONT LITHIUM

--

Telefon: -

Fax: -

E-mail: -