

AS COMPANY EUR0.66

ISIN: **GRS404003006** WKN: -

Overview

2024/04/24 16:09:57

Price
2.65 EURDifference  -0.38% (-0.01)

General attributes

ISIN	GRS404003006
Symbol	ASCO
Exchange	Athens Stock Exchange
Currency	EUR
Sector	Commerce
Security type	Stock
Market cap (m)	35 EUR
Benchmark	GREECE

Market data

Bid (Bid size)	- (125)
Ask (Ask size)	2.65 (8,553)
Open	2.64 EUR
High	2.68 EUR
Low	2.60 EUR
Close (prev. day)	2.66 EUR
VWAP	2.6321 EUR
Volume (pcs)	1,357
Trading volume	3,571.76
Number of trades	14
Last size	-

Futures and Options











Related Futures	-
Related Options	-

5y



Information about previous performance does not guarantee future performance.
Source: FactSet

Recent research

on sector		on market	
Date		Headline	Download
2024/04/03		Global Equity Ratings	
2024/04/03		Aktienempfehlungen Global	
2024/03/13		Global Equity Ratings	
2024/03/13		Aktienempfehlungen Global	
2024/02/22		Aktienempfehlungen Global	

Details

2024/04/24 16:09:57

Price

2.65 EUR

Difference 📉 -0.38% (-0.01)

General attributes

ISIN	GRS404003006
Symbol	ASCO
Exchange	Athens Stock Exchange
Currency	EUR
Sector	Commerce
Security type	Stock
Market cap (m)	35 EUR
Benchmark	GREECE

Market data

Bid (Bid size)	- (125)
Ask (Ask size)	2.65 (8,553)
Open	2.64 EUR
High	2.68 EUR
Low	2.60 EUR
Close (prev. day)	2.66 EUR
VWAP	2.6321 EUR
Volume (pcs)	1,357
Trading volume	3,571.76
Number of trades	14
Last size	-

Performance and Risk

	6m	1y	3y
Perf (%)	+16.74%	+21.56%	+12.29%
Perf (abs.)	+0.38	+0.47	+0.29
Beta	0.42	0.58	0.57
Volatility	20.91	24.44	26.47

5y



Information about previous performance does not guarantee future performance.
Source: FactSet

Price data

Ø price 5 days Ø volume 5 days (pcs.)	2.64 EUR (1,874)
Ø price 30 days Ø volume 30 days (pcs.)	2.63 EUR (1,728)
Ø price 100 days Ø volume 100 days (pcs.)	2.51 EUR (2,611)
Ø price 250 days Ø volume 250 days (pcs.)	2.44 EUR (4,435)
YTD High date	2.70 EUR (2024/04/02)
YTD Low date	2.32 EUR (2024/01/04)
52 Weeks High date	2.76 EUR (2023/08/29)
52 Weeks Low date	2.12 EUR (2023/05/04)

Arbitrage views

Exchange 📍	Date	Time	Price	Trading volume (mio.)	Number of trades
London Stock Exchange	2018/05/22	17:36	2.26 EUR	0.00	1
Athens Stock Exchange	2024/04/24	16:09	2.65 EUR	0.00	14

Company profile

Company Logo

Contact Details

A.S. COMPANY/R

--

Telefon: -

Fax: -

E-mail: -

Company Profile

-