

LAVIPHARM EUR0.30(CR)

ISIN: **GRS246003008** WKN: -

Overview

2024/07/26 16:09:58

Price
0.879 EURDifference  0.00% (0.00)

General attributes

ISIN	GRS246003008
Symbol	LAVI
Exchange	Athens Stock Exchange
Currency	EUR
Sector	Consumer Products
Security type	Stock
Market cap (m)	148 EUR
Benchmark	GREECE

Market data

Bid (Bid size)	0.879 EUR (1,262)
Ask (Ask size)	- EUR (500)
Open	0.873 EUR
High	0.89 EUR
Low	0.873 EUR
Close (prev. day)	0.879 EUR
VWAP	0.882607 EUR
Volume (pcs)	18,732
Trading volume	16,533.00
Number of trades	40
Last size	-

Futures and Options




Related Futures	-
Related Options	-

5y



Information about previous performance does not guarantee future performance.
Source: FactSet

Recent research

on sector		on market	
Date		Headline	Download
2024/07/26		Equity Weekly	
2024/07/24		Global Equity Ratings	
2024/07/24		Aktienempfehlungen Global	
2024/07/15		Aktienempfehlungen Global	
2024/07/12		Equity Weekly	

Details

2024/07/26 16:09:58

Price

0.879 EUR

Difference ↔ 0.00% (0.00)

General attributes

ISIN	GRS246003008
Symbol	LAVI
Exchange	Athens Stock Exchange
Currency	EUR
Sector	Consumer Products
Security type	Stock
Market cap (m)	148 EUR
Benchmark	GREECE

Market data

Bid (Bid size)	0.879 EUR (1,262)
Ask (Ask size)	- EUR (500)
Open	0.873 EUR
High	0.89 EUR
Low	0.873 EUR
Close (prev. day)	0.879 EUR
VWAP	0.882607 EUR
Volume (pcs)	18,732
Trading volume	16,533.00
Number of trades	40
Last size	-

Performance and Risk

	6m	1y	3y
Perf (%)	-2.12%	+20.41%	+109.85%
Perf (abs.)	-0.02	+0.15	+0.46
Beta	0.96	1.22	0.54
Volatility	31.69	37.31	152.23

5y



Information about previous performance does not guarantee future performance.
Source: FactSet

Price data

Ø price 5 days Ø volume 5 days (pcs.)	0.888 EUR (25,127)
Ø price 30 days Ø volume 30 days (pcs.)	0.880 EUR (67,593)
Ø price 100 days Ø volume 100 days (pcs.)	0.891 EUR (134,579)
Ø price 250 days Ø volume 250 days (pcs.)	0.799 EUR (202,735)
YTD High date	1.010 EUR (2024/05/20)
YTD Low date	0.760 EUR (2024/01/23)
52 Weeks High date	1.010 EUR (2024/05/20)
52 Weeks Low date	0.584 EUR (2023/10/09)

All listings for LAVIPHARM EUR0.30(CR)

Exchange ⊕	Date	Time	Price	Trading volume (mio.)	Number of trades
London Stock Exchange	2018/05/22	17:36	0.21 EUR	0.00	1
Frankfurt	2024/07/22	15:29	0.803 EUR	0.00	4
Berlin	2024/07/26	21:35	0.879 EUR	0.00	10
Athens Stock Exchange	2024/07/26	16:09	0.879 EUR	0.02	40

Company profile

Company Logo

Contact Details

LAVIPHARM

--

Telefon: -

Fax: -

E-mail: -

Company Profile

-