

THOR EXPLORATIONS LTD.

ISIN: CA8851491040 WKN: BL9YLD9

Overview

2024/07/26 14:44:26

Price

0.155 EUR

Difference  -0.64% (-0.00)

General attributes

ISIN	CA8851491040
Symbol	THX
Exchange	Stuttgart
Currency	EUR
Sector	Energy / Commodities
Security type	Stock
Market cap (m)	107 EUR
Benchmark	S&P/TSX 60 INDEX

Market data

Bid (Bid size)	- (0)
Ask (Ask size)	- (0)
Open	0.156 EUR
High	0.156 EUR
Low	0.155 EUR
Close (prev. day)	0.156 EUR
VWAP	-
Volume (pcs)	0
Trading volume	0.00
Number of trades	5
Last size	0

Futures and Options

Related Futures	-
Related Options	-






5y



Information about previous performance does not guarantee future performance.

Source: FactSet

Recent research

on sector		
Date	Headline	Download
2024/07/26	 Equity Weekly	
2024/07/24	 Global Equity Ratings	
2024/07/24	 Aktienempfehlungen Global	
2024/07/15	 Aktienempfehlungen Global	
2024/07/12	 Equity Weekly	

Details

2024/07/26 14:44:26

Price

0.155 EUR

 Difference ▼ -0.64% (-0.00)

General attributes

ISIN	CA8851491040
Symbol	THX
Exchange	Stuttgart
Currency	EUR
Sector	Energy / Commodities
Security type	Stock
Market cap (m)	107 EUR
Benchmark	S&P/TSX 60 INDEX

Market data

Bid (Bid size)	- (0)
Ask (Ask size)	- (0)
Open	0.156 EUR
High	0.156 EUR
Low	0.155 EUR
Close (prev. day)	0.156 EUR
VWAP	-
Volume (pcs)	0
Trading volume	0.00
Number of trades	5
Last size	0

Performance and Risk

	6m	1y	3y
Perf (%)	+12.32%	-40.84%	-26.89%
Perf (abs.)	+0.02	-0.11	-0.06
Beta	0.12	0.34	0.41
Volatility	49.18	55.96	66.15

5y



Information about previous performance does not guarantee future performance.
Source: FactSet

Price data

Ø price 5 days Ø volume 5 days (pcs.)	0.161 EUR (0)
Ø price 30 days Ø volume 30 days (pcs.)	0.168 EUR (0)
Ø price 100 days Ø volume 100 days (pcs.)	0.163 EUR (650)
Ø price 250 days Ø volume 250 days (pcs.)	0.166 EUR (490)
YTD High date	0.187 EUR (2024/05/21)
YTD Low date	0.111 EUR (2024/02/26)
52 Weeks High date	0.260 EUR (2023/07/27)
52 Weeks Low date	0.111 EUR (2024/02/26)

All listings for THOR EXPLORATIONS LTD.

Exchange	Date	Time	Price	Trading volume (mio.)	Number of trades
Tradegate	2024/07/26	22:02	0.162 EUR	0.00	1
TSX Venture Exchange	2024/07/26	21:07	0.245 CAD	0.01	7
Stuttgart	2024/07/26	14:44	0.155 EUR	0.00	5
Munich	2024/07/26	08:02	0.169 EUR	0.00	2
London Stock	2024/07/26	17:35	13.75 GBP	0.86	5

Exchange	26					
Frankfurt	2024/07/26	08:10	0.152	EUR	0.00	2
FINRA other OTC Issues	2024/07/25	20:38	0.2095	USD	0.00	3
Berlin	2024/07/26	20:22	0.165	EUR	0.00	13

Company profile

Company Logo



Company Profile

-

Contact Details

THOR EXPLORATIONS

--

Telefon: -

Fax: -

E-mail: -