

## RIO2 LTD.

ISIN: CA7672171021 WKN: -

## Overview

2021/09/30 15:48:50

Price  
0.35 EURDifference  -2.23% (-0.01)

## General attributes

ISIN	CA7672171021
Symbol	RIO
Exchange	Stuttgart
Currency	EUR
Sector	Energy / Commodities
Security type	Stock
Market cap (m)	120 EUR
Benchmark	S&P/TSX 60 INDEX

## Market data

Bid (Bid size)	- (0)
Ask (Ask size)	- (0)
Open	0.348 EUR
High	0.35 EUR
Low	0.348 EUR
Close (prev. day)	0.358 EUR
VWAP	-
Volume (pcs)	0
Trading volume	0.00
Number of trades	9
Last size	0

## Futures and Options









Related Futures	-
Related Options	-

5y



Information about previous performance does not guarantee future performance.  
Source: FactSet

## Recent research

on sector			
Date		Headline	Download
2024/07/26		Equity Weekly	
2024/07/24		Global Equity Ratings	
2024/07/24		Aktienempfehlungen Global	
2024/07/15		Aktienempfehlungen Global	
2024/07/12		Equity Weekly	

## Details

2021/09/30 15:48:50

## Price

0.35 EUR

Difference  -2.23% (-0.01)

## General attributes

ISIN	CA7672171021
Symbol	RIO
Exchange	Stuttgart
Currency	EUR
Sector	Energy / Commodities
Security type	Stock
Market cap (m)	120 EUR
Benchmark	S&P/TSX 60 INDEX

## Market data

Bid (Bid size)	- (0)
Ask (Ask size)	- (0)
Open	0.348 EUR
High	0.35 EUR
Low	0.348 EUR
Close (prev. day)	0.358 EUR
VWAP	-
Volume (pcs)	0
Trading volume	0.00
Number of trades	9
Last size	0

## Performance and Risk

	6m	1y	3y
Perf (%)	-	-	-
Perf (abs.)	-	-	-
Beta	1.45	0.79	1.36
Volatility	-	-	-

5y



Information about previous performance does not guarantee future performance.  
Source: FactSet

## Price data

Ø price 5 days   Ø volume 5 days (pcs.)	- EUR (-)
Ø price 30 days   Ø volume 30 days (pcs.)	- EUR (-)
Ø price 100 days   Ø volume 100 days (pcs.)	- EUR (-)
Ø price 250 days   Ø volume 250 days (pcs.)	- EUR (-)
YTD High   date	- EUR (-)
YTD Low   date	- EUR (-)
52 Weeks High   date	- EUR (-)
52 Weeks Low   date	- EUR (-)

## All listings for RIO2 LTD.

Exchange 	Date	Time	Price	Trading volume (mio.)	Number of trades
TSX Venture Exchange	2024/07/26	21:54	0.53 CAD	0.03	18
Stuttgart	2021/09/30	15:48	0.35 EUR	0.00	9
Frankfurt	2024/07/25	09:15	0.354 EUR	0.00	3
FINRA other OTC Issues	2024/07/26	21:56	0.3801 USD	0.03	18
Berlin	2024/07/26	20:48	0.356 EUR	0.00	20



## Company profile

### Company Logo



### Company Profile

-

### Contact Details

RIO2 LTD.

--

----

Telefon: -

Fax: -

E-mail: -