

RIO2 LTD.

ISIN: CA7672171021

WKN: -

Overview

2021/09/30 15:48:50

Price
0.35 EURDifference  -2.23% (-0.01)

General attributes

ISIN	CA7672171021
Symbol	RIO
Exchange	Stuttgart
Currency	EUR
Sector	Energy / Commodities
Security type	Stock
Market cap (m)	120 EUR
Benchmark	S&P/TSX 60 INDEX

Market data

Bid (Bid size)	- (0)
Ask (Ask size)	- (0)
Open	0.348 EUR
High	0.35 EUR
Low	0.348 EUR
Close (prev. day)	0.358 EUR
VWAP	-
Volume (pcs)	0
Trading volume	0.00
Number of trades	9
Last size	0

Futures and Options











Related Futures	-
Related Options	-

5y



Information about previous performance does not guarantee future performance.
Source: FactSet

Recent research

on sector		
Date	Headline	Download
2024/07/26	 Equity Weekly	
2024/07/24	 Global Equity Ratings	
2024/07/24	 Aktienempfehlungen Global	
2024/07/15	 Aktienempfehlungen Global	
2024/07/12	 Equity Weekly	

Details

2021/09/30 15:48:50

Price

0.35 EUR

Difference  -2.23% (-0.01)

General attributes

ISIN	CA7672171021
Symbol	RIO
Exchange	Stuttgart
Currency	EUR
Sector	Energy / Commodities
Security type	Stock
Market cap (m)	120 EUR
Benchmark	S&P/TSX 60 INDEX

Market data

Bid (Bid size)	- (0)
Ask (Ask size)	- (0)
Open	0.348 EUR
High	0.35 EUR
Low	0.348 EUR
Close (prev. day)	0.358 EUR
VWAP	-
Volume (pcs)	0
Trading volume	0.00
Number of trades	9
Last size	0

Performance and Risk

	6m	1y	3y
Perf (%)	-	-	-
Perf (abs.)	-	-	-
Beta	1.45	0.79	1.36
Volatility	-	-	-

5y



Information about previous performance does not guarantee future performance.
Source: FactSet

Price data

Ø price 5 days Ø volume 5 days (pcs.)	- EUR (-)
Ø price 30 days Ø volume 30 days (pcs.)	- EUR (-)
Ø price 100 days Ø volume 100 days (pcs.)	- EUR (-)
Ø price 250 days Ø volume 250 days (pcs.)	- EUR (-)
YTD High date	- EUR (-)
YTD Low date	- EUR (-)
52 Weeks High date	- EUR (-)
52 Weeks Low date	- EUR (-)

All listings for RIO2 LTD.

Exchange 	Date	Time	Price	Trading volume (mio.)	Number of trades
TSX Venture Exchange	2024/07/26	21:54	0.53 CAD	0.03	18
Stuttgart	2021/09/30	15:48	0.35 EUR	0.00	9
Frankfurt	2024/07/25	09:15	0.354 EUR	0.00	3
FINRA other OTC Issues	2024/07/26	21:56	0.3801 USD	0.03	18
Berlin	2024/07/26	20:48	0.356 EUR	0.00	20

Company profile

Company Logo



Company Profile

-

Contact Details

RIO2 LTD.

--

Telefon: -

Fax: -

E-mail: -