

MASON GRAPHITE INC

ISIN: CA57532C1005 WKN: -

Overview

2024/06/28 22:26:57

Price
0.0734 EURDifference  -4.43% (-0.00)

General attributes

ISIN	CA57532C1005
Symbol	LLG
Exchange	Tradegate
Currency	EUR
Sector	Energy / Commodities
Security type	Stock
Market cap (m)	10 EUR
Benchmark	S&P/TSX 60 INDEX

Market data

Bid (Bid size)	0.0676 EUR (14,000)
Ask (Ask size)	0.0794 EUR (12,000)
Open	0.072 EUR
High	0.072 EUR
Low	0.072 EUR
Close (prev. day)	0.0768 EUR
VWAP	0.072 EUR
Volume (pcs)	2,500
Trading volume	180.00
Number of trades	1
Last size	-

Futures and Options




Related Futures	-
Related Options	-

5y



Information about previous performance does not guarantee future performance.
Source: FactSet

Recent research

on sector		
Date	Headline	Download
2024/06/24	 Aktienempfehlungen Österreich	
2024/06/21	 Global Equity Ratings	
2024/06/21	 Aktienempfehlungen Global	
2024/06/14	 Equity Weekly	
2024/06/14	 Global Equity Ratings	

Details

2024/06/28 22:26:57

Price
0.0734 EUR

Difference ▼ -4.43% (-0.00)

General attributes

ISIN	CA57532C1005
Symbol	LLG
Exchange	Tradegate
Currency	EUR
Sector	Energy / Commodities
Security type	Stock
Market cap (m)	10 EUR
Benchmark	S&P/TSX 60 INDEX

Market data

Bid (Bid size)	0.0676 EUR (14,000)
Ask (Ask size)	0.0794 EUR (12,000)
Open	0.072 EUR
High	0.072 EUR
Low	0.072 EUR
Close (prev. day)	0.0768 EUR
VWAP	0.072 EUR
Volume (pcs)	2,500
Trading volume	180.00
Number of trades	1
Last size	-

Performance and Risk

	6m	1y	3y
Perf (%)	-51.09%	-51.68%	-84.87%
Perf (abs.)	-0.08	-0.08	-0.40
Beta	0.12	-0.15	1.16
Volatility	64.92	66.11	76.19

5y



Information about previous performance does not guarantee future performance.
Source: FactSet

Price data

Ø price 5 days Ø volume 5 days (pcs.)	0.0760 EUR (2,960)
Ø price 30 days Ø volume 30 days (pcs.)	0.0817 EUR (3,550)
Ø price 100 days Ø volume 100 days (pcs.)	0.0880 EUR (4,248)
Ø price 250 days Ø volume 250 days (pcs.)	0.1271 EUR (4,619)
YTD High date	0.1512 EUR (2024/01/03)
YTD Low date	0.0714 EUR (2024/05/13)
52 Weeks High date	0.2210 EUR (2023/10/23)
52 Weeks Low date	0.0714 EUR (2024/05/13)

Arbitrage views

Exchange	Date	Time	Price	Trading volume (mio.)	Number of trades
Tradegate	2024/06/28	22:26	0.0734 EUR	0.00	1
TSX Venture Exchange	2024/06/28	21:59	0.105 CAD	0.00	18
Stuttgart	2024/06/28	16:46	0.0718 EUR	0.00	9
Munich	2024/06/28	08:00	0.0688 EUR	0.00	2
London Stock	2023/06/	15:55	0.24 CAD	0.00	1

Exchange	22
Frankfurt	2024/06/28 08:10 0.0714 EUR 0.00 2
FINRA other OTC Issues	2024/06/28 20:29 0.0817 USD 0.00 7
Duesseldorf	2024/06/28 19:32 0.0716 EUR 0.00 7
Berlin	2024/06/28 20:48 0.0734 EUR 0.00 22

Company profile

Company Logo

Contact Details

MASON GRAPHITE

--

Telefon: -

Fax: -

E-mail: -

Company Profile

-