

## APPIAN CORPORATION COM USD0.0001 CL A

ISIN: **US03782L1017** WKN: **03782L101**

## Overview

2024/09/13 22:26:36

Price  
29.66 EURDifference  4.25% (1.21)

## General attributes

ISIN	US03782L1017
Symbol	APPN
Exchange	Tradegate
Currency	EUR
Sector	-
Security type	Stock
Market cap (m)	1,221 EUR
Benchmark	S&P 500

## Market data

Bid (Bid size)	29.47 EUR (339)
Ask (Ask size)	29.85 EUR (334)
Open	28.32 EUR
High	29.77 EUR
Low	28.27 EUR
Close (prev. day)	28.45 EUR
VWAP	29.40434 EUR
Volume (pcs)	53
Trading volume	1,558.43
Number of trades	4
Last size	40

## Futures and Options

Related Futures	-
Related Options	-




5y



Information about previous performance does not guarantee future performance.  
Source: FactSet

## Recent research

on market

Date	Headline	Download
2024/09/11	 Global Equity Ratings	
2024/09/11	 Aktienempfehlungen Global	
2024/09/09	 Marktkommentar	
2024/09/05	 Global Equity Ratings	
2024/09/05	 Aktienempfehlungen Global	

## Details

2024/09/13 22:26:36

## Price

29.66 EUR

Difference ▲ 4.25% (1.21)

## General attributes

ISIN	US03782L1017
Symbol	APPN
Exchange	Tradegate
Currency	EUR
Sector	-
Security type	Stock
Market cap (m)	1,221 EUR
Benchmark	S&P 500

## Market data

Bid (Bid size)	29.47 EUR (339)
Ask (Ask size)	29.85 EUR (334)
Open	28.32 EUR
High	29.77 EUR
Low	28.27 EUR
Close (prev. day)	28.45 EUR
VWAP	29.40434 EUR
Volume (pcs)	53
Trading volume	1,558.43
Number of trades	4
Last size	40

## Performance and Risk

	6m	1y	3y
Perf (%)	-9.21%	-32.40%	-65.67%
Perf (abs.)	-3.02	-14.27	-56.95
Beta	-	-	-
Volatility	56.32	53.06	63.46

5y



Information about previous performance does not guarantee future performance.  
Source: FactSet

## Price data

Ø price 5 days   Ø volume 5 days (pcs.)	28.50 EUR (176)
Ø price 30 days   Ø volume 30 days (pcs.)	27.74 EUR (263)
Ø price 100 days   Ø volume 100 days (pcs.)	28.89 EUR (612)
Ø price 250 days   Ø volume 250 days (pcs.)	32.26 EUR (920)
YTD High   date	38.55 EUR (2024/04/09)
YTD Low   date	24.43 EUR (2024/06/18)
52 Weeks High   date	44.09 EUR (2023/09/15)
52 Weeks Low   date	24.43 EUR (2024/06/18)

## All listings for APPIAN CORPORATION COM USD0.0001 CL A

Exchange	Date	Time	Price	Trading volume (mio.)	Number of trades
Tradegate	2024/09/13	22:26	29.66 EUR	0.00	4
Stuttgart	2024/09/13	20:07	29.32 EUR	0.00	5
Nasdaq	2024/09/13	22:00	32.87 USD	10.41	8,364
Munich	2024/09/13	08:03	28.53 EUR	0.00	1
London Stock	2024/08/	15:30	31.16 USD	0.01	1

Exchange	20						
Frankfurt	2024/09/ 13	21:55	29.42	EUR	0.00		10
Duesseldorf	2024/09/ 13	19:30	29.47	EUR	0.00		6
Berlin	2024/09/ 13	20:30	29.29	EUR	0.00		19

## Company profile

### Company Logo



### Company Profile

-

### Contact Details

APPIAN CORPORATION COM

--

----

Telefon: -

Fax: -

E-mail: -