

ADIAL PHARMACEUTICALS INC COM USD0.001(POST SPLIT)

ISIN: **US00688A2050** WKN: **00688A205**

Overview

2024/09/18 21:07:44

Price
1.09 USDDifference  -0.91% (-0.01)

General attributes

ISIN	US00688A2050
Symbol	ADIL
Exchange	Nasdaq
Currency	USD
Sector	-
Security type	Stock
Market cap (m)	6 EUR
Benchmark	S&P 500

Market data

Bid (Bid size)	1.08 USD (1,500)
Ask (Ask size)	1.09 USD (8,300)
Open	1.11 USD
High	1.11 USD
Low	1.08 USD
Close (prev. day)	1.10 USD
VWAP	1.093183 USD
Volume (pcs)	69,657
Trading volume	76,150.59
Number of trades	312
Last size	100

Futures and Options










Related Futures	-
Related Options	-

5y



Information about previous performance does not guarantee future performance.
Source: FactSet

Recent research

on market		
Date	Headline	Download
2024/09/11	 Global Equity Ratings	
2024/09/11	 Aktienempfehlungen Global	
2024/09/09	 Marktkommentar	
2024/09/05	 Global Equity Ratings	
2024/09/05	 Aktienempfehlungen Global	

Details

2024/09/18 21:07:44

Price
1.09 USD

Difference ▼ -0.91% (-0.01)

General attributes

ISIN	US00688A2050
Symbol	ADIL
Exchange	Nasdaq
Currency	USD
Sector	-
Security type	Stock
Market cap (m)	6 EUR
Benchmark	S&P 500

Market data

Bid (Bid size)	1.08 USD (1,500)
Ask (Ask size)	1.09 USD (8,300)
Open	1.11 USD
High	1.11 USD
Low	1.08 USD
Close (prev. day)	1.10 USD
VWAP	1.093183 USD
Volume (pcs)	69,657
Trading volume	76,150.59
Number of trades	312
Last size	100

Performance and Risk

	6m	1y	3y
Perf (%)	-30.38%	-62.46%	-98.95%
Perf (abs.)	-0.48	-1.83	-103.65
Beta	-	-	-
Volatility	146.72	151.44	126.71

5y



Information about previous performance does not guarantee future performance.
Source: FactSet

Price data

Ø price 5 days Ø volume 5 days (pcs.)	1.09 USD (158,115)
Ø price 30 days Ø volume 30 days (pcs.)	1.01 USD (146,408)
Ø price 100 days Ø volume 100 days (pcs.)	1.20 USD (1,827,851)
Ø price 250 days Ø volume 250 days (pcs.)	1.61 USD (2,381,112)
YTD High date	4.17 USD (2024/03/01)
YTD Low date	0.77 USD (2024/02/23)
52 Weeks High date	4.30 USD (2023/09/26)
52 Weeks Low date	0.77 USD (2024/02/23)

Arbitrage views

Exchange	Date	Time	Price	Trading volume (mio.)	Number of trades
Nasdaq	2024/09/18	21:07	1.09 USD	0.08	312

Company profile

Company Logo



Company Profile

-

Contact Details

ADIAL PHARMACEUTICALS INC

--

Telefon: -

Fax: -

E-mail: -