

ARJO AB SER'B'NPV

ISIN: SE0010468116 WKN: -

Overview

2024/07/26 13:56:54

Price
3.53 EURDifference  1.32% (0.05)

General attributes

ISIN	SE0010468116
Symbol	ARJO B
Exchange	Stuttgart
Currency	EUR
Sector	Chemical / Pharmaceutical / Health
Security type	Stock
Market cap (m)	898 EUR
Benchmark	OMX STOCKHOLM 30 INDEX

Market data

Bid (Bid size)	- (0)
Ask (Ask size)	- (0)
Open	3.54 EUR
High	3.546 EUR
Low	3.514 EUR
Close (prev. day)	3.484 EUR
VWAP	-
Volume (pcs)	0
Trading volume	0.00
Number of trades	8
Last size	0

Futures and Options

Related Futures	-
Related Options	-











5y



Information about previous performance does not guarantee future performance.
Source: FactSet

Recent research

on sector

Date		Headline	Download
2024/07/24		Global Equity Ratings	
2024/07/24		Aktienempfehlungen Global	
2024/07/15		Aktienempfehlungen Global	
2024/07/12		Global Equity Ratings	
2024/07/09		Aktienempfehlungen Österreich	

Details

2024/07/26 13:56:54

Price

3.53 EUR

 Difference ▲ 1.32% (0.05)

General attributes

ISIN	SE0010468116
Symbol	ARJO B
Exchange	Stuttgart
Currency	EUR
Sector	Chemical / Pharmaceutical / Health
Security type	Stock
Market cap (m)	898 EUR
Benchmark	OMX STOCKHOLM 30 INDEX

Market data

Bid (Bid size)	- (0)
Ask (Ask size)	- (0)
Open	3.54 EUR
High	3.546 EUR
Low	3.514 EUR
Close (prev. day)	3.484 EUR
VWAP	-
Volume (pcs)	0
Trading volume	0.00
Number of trades	8
Last size	0

Performance and Risk

	6m	1y	3y
Perf (%)	-10.45%	-13.90%	-63.17%
Perf (abs.)	-0.41	-0.57	-6.06
Beta	0.44	0.87	0.95
Volatility	34.97	34.54	42.58

5y



Information about previous performance does not guarantee future performance.
Source: FactSet

Price data

Ø price 5 days Ø volume 5 days (pcs.)	3.55 EUR (200)
Ø price 30 days Ø volume 30 days (pcs.)	3.66 EUR (183)
Ø price 100 days Ø volume 100 days (pcs.)	4.03 EUR (252)
Ø price 250 days Ø volume 250 days (pcs.)	3.78 EUR (332)
YTD High date	4.85 EUR (2024/02/26)
YTD Low date	3.41 EUR (2024/01/03)
52 Weeks High date	4.85 EUR (2024/02/26)
52 Weeks Low date	2.86 EUR (2023/10/26)

Arbitrage views

Exchange ⊕	Date	Time	Price	Trading volume (mio.)	Number of trades
Tradegate	2024/07/26	22:02	3.548 EUR	0.00	1
Stuttgart	2024/07/26	13:56	3.53 EUR	0.00	8
Nasdaq Stockholm	2024/07/26	18:00	41.52 SEK	4.79	558
Munich	2024/07/26	08:04	3.596 EUR	0.00	1
London Stock Exchange	2024/	17:25	41.47 SEK	0.00	2

European Trade Reporting	07/26					
Frankfurt	2024/ 07/26	08:03	3.492 EUR	0.00		2
FINRA other OTC Issues	2024/ 03/21	19:16	4.59 USD	0.00		1
Duesseldorf	2024/ 07/26	19:32	3.518 EUR	0.00		7
Berlin	2024/ 07/26	21:43	3.542 EUR	0.00		17

Company profile

Company Logo



Company Profile

-

Contact Details

ARJO AB

--

Telefon: -

Fax: -

E-mail: -