

ARJO AB SER'B'NPV

ISIN: SE0010468116 WKN: -

Overview

2024/05/03 15:35:17

Price

3.918 EUR

Difference  -1.46% (-0.06)

General attributes

ISIN SE0010468116

Symbol ARJO B

Exchange Stuttgart

Currency EUR

Sector Chemical / Pharmaceutical / Health

Security type Stock

Market cap (m) 1,001 EUR

Benchmark OMX STOCKHOLM 30 INDEX

Market data

Bid (Bid size) - (0)

Ask (Ask size) - (0)

Open 3.944 EUR

High 3.964 EUR

Low 3.918 EUR

Close (prev. day) 3.976 EUR

VWAP -

Volume (pcs) 0

Trading volume 0.00

Number of trades 11

Last size 0

Futures and Options

Related Futures -

Related Options -

5y






Information about previous performance does not guarantee future performance.

Source: FactSet

Recent research

on sector

Date	Headline	Download
2024/04/29	 Aktienempfehlungen Österreich	
2024/04/26	 Global Equity Ratings	
2024/04/26	 Aktienempfehlungen Global	
2024/04/15	 Aktienempfehlungen Österreich	
2024/04/03	 Global Equity Ratings	

Details

2024/05/03 15:35:17

Price

3.918 EUR

Difference ▼ -1.46% (-0.06)

General attributes

ISIN	SE0010468116
Symbol	ARJO B
Exchange	Stuttgart
Currency	EUR
Sector	Chemical / Pharmaceutical / Health
Security type	Stock
Market cap (m)	1,001 EUR
Benchmark	OMX STOCKHOLM 30 INDEX

Market data

Bid (Bid size)	- (0)
Ask (Ask size)	- (0)
Open	3.944 EUR
High	3.964 EUR
Low	3.918 EUR
Close (prev. day)	3.976 EUR
VWAP	-
Volume (pcs)	0
Trading volume	0.00
Number of trades	11
Last size	0

Performance and Risk

	6m	1y	3y
Perf (%)	+24.46%	-2.68%	-51.33%
Perf (abs.)	+0.77	-0.11	-4.13
Beta	0.75	1.01	0.92
Volatility	37.07	38.31	43.19

5y



Information about previous performance does not guarantee future performance.
Source: FactSet

Price data

Ø price 5 days Ø volume 5 days (pcs.)	3.965 EUR (0)
Ø price 30 days Ø volume 30 days (pcs.)	4.293 EUR (325)
Ø price 100 days Ø volume 100 days (pcs.)	4.091 EUR (544)
Ø price 250 days Ø volume 250 days (pcs.)	3.738 EUR (372)
YTD High date	4.850 EUR (2024/02/26)
YTD Low date	3.412 EUR (2024/01/03)
52 Weeks High date	4.850 EUR (2024/02/26)
52 Weeks Low date	2.862 EUR (2023/10/26)

Arbitrage views

Exchange ⊕	Date	Time	Price	Trading volume (mio.)	Number of trades
Stuttgart	2024/05/03	15:35	3.918 EUR	0.00	11
Nasdaq Stockholm	2024/05/03	17:29	45.88 SEK	11.15	610
Munich	2024/05/03	08:03	3.986 EUR	0.00	1
London Stock Exchange European Trade Reporting	2024/05/03	17:25	46.40 SEK	0.00	2
Frankfurt	2024/05/03	08:06	3.922 EUR	0.00	2

	05/03					
FINRA other OTC Issues	2024/ 03/21	19:16	4.59 USD	0.00		1
Duesseldorf	2024/ 05/03	19:32	3.918 EUR	0.00		7

Company profile

Company Logo



Company Profile

-

Contact Details

ARJO AB

--

Telefon: -

Fax: -

E-mail: -