

ARJO AB SER'B'NPV

ISIN: SE0010468116 WKN: -

Overview

2024/04/25 14:48:31

Price

3.964 EUR

Difference  -2.56% (-0.10)

General attributes

ISIN	SE0010468116
Symbol	ARJO B
Exchange	Stuttgart
Currency	EUR
Sector	Chemical / Pharmaceutical / Health
Security type	Stock
Market cap (m)	998 EUR
Benchmark	OMX STOCKHOLM 30 INDEX

Market data

Bid (Bid size)	- (0)
Ask (Ask size)	- (0)
Open	4.046 EUR
High	4.046 EUR
Low	3.964 EUR
Close (prev. day)	4.068 EUR
VWAP	-
Volume (pcs)	0
Trading volume	0.00
Number of trades	4
Last size	0

Futures and Options

Related Futures	-
Related Options	-

5y






Information about previous performance does not guarantee future performance.

Source: FactSet

Recent research

on sector

Date	Headline	Download
2024/04/15	 Aktienempfehlungen Österreich	
2024/04/03	 Global Equity Ratings	
2024/04/03	 Aktienempfehlungen Global	
2024/04/03	 Aktienempfehlungen Österreich	
2024/03/22	 Equity Weekly	

Details

2024/04/25 14:48:31

Price

3.964 EUR

 Difference ▼ -2.56% (-0.10)

General attributes

ISIN	SE0010468116
Symbol	ARJO B
Exchange	Stuttgart
Currency	EUR
Sector	Chemical / Pharmaceutical / Health
Security type	Stock
Market cap (m)	998 EUR
Benchmark	OMX STOCKHOLM 30 INDEX

Market data

Bid (Bid size)	- (0)
Ask (Ask size)	- (0)
Open	4.046 EUR
High	4.046 EUR
Low	3.964 EUR
Close (prev. day)	4.068 EUR
VWAP	-
Volume (pcs)	0
Trading volume	0.00
Number of trades	4
Last size	0

Performance and Risk

	6m	1y	3y
Perf (%)	+35.42%	+5.17%	-44.58%
Perf (abs.)	+1.06	+0.20	-3.27
Beta	0.71	1.00	0.92
Volatility	38.25	38.27	43.30

5y



Information about previous performance does not guarantee future performance.
Source: FactSet

Price data

Ø price 5 days Ø volume 5 days (pcs.)	4.138 EUR (0)
Ø price 30 days Ø volume 30 days (pcs.)	4.385 EUR (358)
Ø price 100 days Ø volume 100 days (pcs.)	4.053 EUR (549)
Ø price 250 days Ø volume 250 days (pcs.)	3.741 EUR (372)
YTD High date	4.850 EUR (2024/02/26)
YTD Low date	3.412 EUR (2024/01/03)
52 Weeks High date	4.850 EUR (2024/02/26)
52 Weeks Low date	2.862 EUR (2023/10/26)

Arbitrage views

Exchange	Date	Time	Price	Trading volume (mio.)	Number of trades
Tradegate	2024/04/25	22:26	3.928 EUR	0.00	1
Stuttgart	2024/04/25	14:48	3.964 EUR	0.00	4
Nasdaq Stockholm	2024/04/25	17:29	45.74 SEK	27.12	1,355
Munich	2024/04/25	08:02	4.124 EUR	0.00	1
London Stock Exchange	2024/	17:25	45.74 SEK	0.00	2

European Trade Reporting	04/25					
Frankfurt	2024/ 04/25	08:00	4.012 EUR	0.00		1
FINRA other OTC Issues	2024/ 03/21	19:16	4.59 USD	0.00		1
Duesseldorf	2024/ 04/25	19:32	3.90 EUR	0.00		7
Berlin	2024/ 04/25	21:43	3.928 EUR	0.00		17

Company profile

Company Logo



Company Profile

-

Contact Details

ARJO AB

--

Telefon: -

Fax: -

E-mail: -