

ARJO AB SER'B'NPV

ISIN: SE0010468116 WKN: -

Overview

2024/05/29 17:29:30

Price

45.90 SEK

Difference  -1.25% (-0.58)

General attributes

ISIN SE0010468116

Symbol ARJO B

Exchange Nasdaq Stockholm

Currency SEK

Sector Chemical / Pharmaceutical / Health

Security type Stock

Market cap (m) 1,026 EUR

Benchmark OMX STOCKHOLM 30 INDEX

Market data

Bid (Bid size) 45.84 SEK (5)

Ask (Ask size) 45.86 SEK (37)

Open 46.40 SEK

High 46.48 SEK

Low 45.82 SEK

Close (prev. day) 46.48 SEK

VWAP 46.076693 SEK

Volume (pcs) 175,598

Trading volume 8,075,443.02

Number of trades 578

Last size 88

Futures and Options

Related Futures -










Related Options -

5y



Information about previous performance does not guarantee future performance.
Source: FactSet

Recent research

on sector			
Date		Headline	Download
2024/05/29		Global Equity Ratings	
2024/05/29		Aktienempfehlungen Global	
2024/05/29		Aktienempfehlungen Österreich	
2024/05/17		Equity Weekly	
2024/05/13		Aktienempfehlungen Österreich	

Details

2024/05/29 17:29:30

Price

45.90 SEK

Difference ▼ -1.25% (-0.58)

General attributes

ISIN	SE0010468116
Symbol	ARJO B
Exchange	Nasdaq Stockholm
Currency	SEK
Sector	Chemical / Pharmaceutical / Health
Security type	Stock
Market cap (m)	1,026 EUR
Benchmark	OMX STOCKHOLM 30 INDEX

Market data

Bid (Bid size)	45.84 SEK (5)
Ask (Ask size)	45.86 SEK (37)
Open	46.40 SEK
High	46.48 SEK
Low	45.82 SEK
Close (prev. day)	46.48 SEK
VWAP	46.076693 SEK
Volume (pcs)	175,598
Trading volume	8,075,443.02
Number of trades	578
Last size	88

Performance and Risk

	6m	1y	3y
Perf (%)	+28.26%	+8.90%	-43.93%
Perf (abs.)	+10.24	+3.80	-36.42
Beta	0.64	0.94	0.94
Volatility	31.90	33.69	40.31

5y



Information about previous performance does not guarantee future performance.
Source: FactSet

Price data

Ø price 5 days Ø volume 5 days (pcs.)	46.62 SEK (203,383)
Ø price 30 days Ø volume 30 days (pcs.)	47.57 SEK (564,106)
Ø price 100 days Ø volume 100 days (pcs.)	47.87 SEK (612,972)
Ø price 250 days Ø volume 250 days (pcs.)	43.57 SEK (545,529)
YTD High date	53.75 SEK (2024/04/15)
YTD Low date	38.16 SEK (2024/01/03)
52 Weeks High date	53.75 SEK (2024/04/15)
52 Weeks Low date	34.18 SEK (2023/10/27)

All listings for ARJO AB SER'B'NPV

Exchange	Date	Time	Price	Trading volume (mio.)	Number of trades
Tradegate	2024/05/29	10:02	4.02 EUR	0.00	2
Stuttgart	2024/05/29	15:27	3.978 EUR	0.00	3
Nasdaq Stockholm	2024/05/29	17:29	45.90 SEK	8.08	578
Munich	2024/05/29	08:13	4.024 EUR	0.00	1
London Stock Exchange	2024/	17:25	46.33 SEK	0.00	2

European Trade Reporting	05/29					
Frankfurt	2024/ 05/29	14:58	3.95 EUR	0.00		2
FINRA other OTC Issues	2024/ 03/21	19:16	4.59 USD	0.00		1
Duesseldorf	2024/ 05/29	16:31	3.962 EUR	0.00		4
Berlin	2024/ 05/29	17:50	3.986 EUR	0.00		13

Company profile

Company Logo



Company Profile

-

Contact Details

ARJO AB

--

Telefon: -

Fax: -

E-mail: -