

ARJO AB SER'B'NPV

ISIN: SE0010468116

WKN: -

Overview

2022/08/09 15:33:52

Price

54.75 SEK

Difference  -2.23% (-1.25)

General attributes

ISIN SE0010468116

Symbol ARJO B

Exchange Nasdaq Stockholm

Currency SEK

Sector Chemical / Pharmaceutical / Health

Security type Stock

Market cap (m) 1,370 EUR

Benchmark OMX STOCKHOLM 30 INDEX

Market data

Bid (Bid size) 54.70 SEK (1,265)

Ask (Ask size) 54.80 SEK (1,950)

Open 56.00 SEK

High 56.50 SEK

Low 54.55 SEK

Close (prev. day) 56.00 SEK

VWAP 55.068329 SEK

Volume (pcs) 288,384

Trading volume 15,880,574.43

Number of trades 562

Last size 79

Futures and Options

Related Futures -

Related Options -











5y



Information about previous performance does not guarantee future performance.

Source: FactSet

Recent research

on sector			
Date		Headline	Download
2022/08/08		Global Equity Ratings	
2022/08/08		Aktienempfehlungen Global	
2022/08/08		Aktienempfehlungen Österreich	
2022/08/05		Equity Weekly	
2022/07/25		Aktienempfehlungen Österreich	

Details

2022/08/09 15:33:52

Price

54.75 SEK

Difference  -2.23% (-1.25)

General attributes

ISIN SE0010468116

Symbol ARJO B

Exchange Nasdaq Stockholm

Currency SEK

Sector Chemical / Pharmaceutical / Health

Security type Stock

Market cap (m) 1,370 EUR

Benchmark OMX STOCKHOLM 30 INDEX

Market data

Bid (Bid size) 54.70 SEK (1,265)

Ask (Ask size) 54.80 SEK (1,950)

Open 56.00 SEK

High 56.50 SEK

Low 54.55 SEK

Close (prev. day) 56.00 SEK

VWAP 55.068329 SEK

Volume (pcs) 288,384

Trading volume 15,880,574.43

Number of trades 562

Last size 79

Performance and Risk

	6m	1y	3y
Perf (%)	-32.24%	-48.81%	+43.08%
Perf (abs.)	-26.65	-53.40	+16.86
Beta	-	-	-
Volatility	50.82	45.29	39.32

5y



Information about previous performance does not guarantee future performance.
Source: FactSet

Price data

Ø price 5 days Ø volume 5 days (pcs.)	55.30 SEK (395,264)
Ø price 30 days Ø volume 30 days (pcs.)	59.74 SEK (444,470)
Ø price 100 days Ø volume 100 days (pcs.)	68.63 SEK (475,563)
Ø price 250 days Ø volume 250 days (pcs.)	89.67 SEK (460,704)
YTD High date	111.70 SEK (2022/01/03)
YTD Low date	52.40 SEK (2022/07/26)
52 Weeks High date	132.90 SEK (2021/10/28)
52 Weeks Low date	52.40 SEK (2022/07/26)

Arbitrage views

Exchange 	Date	Time	Price	Trading volume (mio.)	Number of trades
Tradegate	2022/08/09	09:54	5.26 EUR	0.00	1
Stuttgart	2022/08/09	13:33	5.265 EUR	0.00	4
Nasdaq Stockholm	2022/08/09	15:33	54.75 SEK	15.88	562
Munich	2022/08/09	08:08	5.37 EUR	0.00	1
London Stock Exchange	2022/08/09	09:00	55.45 SEK	0.00	1

European Trade Reporting	08/09					
Frankfurt	2022/ 08/09	08:02	5.37 EUR	0.00		1
FINRA other OTC Issues	2022/ 05/27	15:30	7.00 USD	0.00		1
Berlin	2022/ 08/09	14:13	5.26 EUR	0.00		8

Company profile

Company Logo



Company Profile

-

Contact Details

ARJO AB

--

Telefon: -

Fax: -

E-mail: -