

COREM PROPERTY GRP

ISIN: SE0010714279 WKN: -

Overview

2018/07/03 01:50:44

Price
9.25 SEKDifference  0.54% (0.05)

General attributes

ISIN	SE0010714279
Symbol	CORE A
Exchange	London Stock Exchange
Currency	SEK
Sector	Other
Security type	Stock
Market cap (m)	955 EUR
Benchmark	OMX STOCKHOLM 30 INDEX

Market data

Bid (Bid size)	-
Ask (Ask size)	-
Open	9.25 SEK
High	9.25 SEK
Low	9.25 SEK
Close (prev. day)	9.20 SEK
VWAP	-
Volume (pcs)	-
Trading volume	-
Number of trades	1
Last size	-

Futures and Options










Related Futures	-
Related Options	-

5y

Chart
not available

Information about previous performance does not guarantee future performance.
Source: FactSet

Recent research

on sector			
Date		Headline	Download
2024/04/19		Equity Weekly	
2024/04/15		Aktienempfehlungen Österreich	
2024/04/12		Equity Weekly	
2024/04/05		Equity Weekly	
2024/04/03		Global Equity Ratings	

Details

2018/07/03 01:50:44

Price
9.25 SEK

Difference ▲ 0.54% (0.05)

General attributes

ISIN	SE0010714279
Symbol	CORE A
Exchange	London Stock Exchange
Currency	SEK
Sector	Other
Security type	Stock
Market cap (m)	955 EUR
Benchmark	OMX STOCKHOLM 30 INDEX

Market data

Bid (Bid size)	-
Ask (Ask size)	-
Open	9.25 SEK
High	9.25 SEK
Low	9.25 SEK
Close (prev. day)	9.20 SEK
VWAP	-
Volume (pcs)	-
Trading volume	-
Number of trades	1
Last size	-

Performance and Risk

	6m	1y	3y
Perf (%)	-8.42%	-	-
Perf (abs.)	-0.85	-	-
Beta	1.50	1.33	1.12
Volatility	141.68	-	-

5y

Chart
not available

Information about previous performance does not guarantee future performance.
Source: FactSet

Price data

Ø price 5 days Ø volume 5 days (pcs.)	9.21 SEK (0)
Ø price 30 days Ø volume 30 days (pcs.)	9.20 SEK (0)
Ø price 100 days Ø volume 100 days (pcs.)	8.90 SEK (0)
Ø price 250 days Ø volume 250 days (pcs.)	- SEK (0)
YTD High date	10.10 SEK (2018/01/02)
YTD Low date	4.90 SEK (2018/01/16)
52 Weeks High date	10.40 SEK (2017/12/14)
52 Weeks Low date	4.90 SEK (2018/01/16)

Arbitrage views

Exchange ⊕	Date	Time	Price	Trading volume (mio.)	Number of trades
Nasdaq Stockholm	2024/04/24	17:29	8.52 SEK	0.04	23
London Stock Exchange	2018/07/03	01:50	9.25 SEK	0.00	1
Frankfurt	2024/04/24	15:29	0.70 EUR	0.00	5

Company profile

Company Logo



Company Profile

-

Contact Details

COREM PROPERTY GROUP

--

Riddargatan 13 C 102 17 Stockholm

Telefon: +46 8 503 85 333

Fax: -

E-mail: info@corem.se