



INTRAKAT SA TECH & ENERGY PROJECTS EUR0.30

ISIN: **GRS432003028** WKN: -

Overview

2018/05/22 17:36:36	
Price	1.29 EUR
Difference	 26.85% (0.27)

5y



General attributes	
ISIN	GRS432003028
Symbol	INKAT
Exchange	London Stock Exchange
Currency	EUR
Sector	-
Security type	Stock
Market cap (m)	870 EUR
Benchmark	GREECE

Market data	
Bid (Bid size)	-
Ask (Ask size)	-
Open	1.29 EUR
High	1.29 EUR
Low	1.29 EUR
Close (prev. day)	1.0170 EUR
VWAP	-
Volume (pcs)	-
Trading volume	-
Number of trades	1
Last size	-

Futures and Options	
Related Futures	-
Related Options	-

Information about previous performance does not guarantee future performance.
Source: FactSet

Recent research

on market		
Date	Headline	Download
2024/05/08	 Marktkommentar	
2024/05/06	 Anzeichen für eine wirtschaftliche Wende?	
2024/04/26	 Global Equity Ratings	
2024/04/26	 Aktienempfehlungen Global	
2024/04/03	 Aktienempfehlungen Global	

Details

2018/05/22 17:36:36

Price

1.29 EUR

Difference  26.85% (0.27)

General attributes

ISIN	GRS432003028
Symbol	INKAT
Exchange	London Stock Exchange
Currency	EUR
Sector	-
Security type	Stock
Market cap (m)	870 EUR
Benchmark	GREECE

Market data

Bid (Bid size)	-
Ask (Ask size)	-
Open	1.29 EUR
High	1.29 EUR
Low	1.29 EUR
Close (prev. day)	1.0170 EUR
VWAP	-
Volume (pcs)	-
Trading volume	-
Number of trades	1
Last size	-

Performance and Risk

	6m	1y	3y
Perf (%)	-	-	-
Perf (abs.)	-	-	-
Beta	0.51	0.68	0.91
Volatility	-	-	-

5y


Chart
not available

Information about previous performance does not guarantee future performance.
Source: FactSet

Price data

Ø price 5 days Ø volume 5 days (pcs.)	1.28 EUR (0)
Ø price 30 days Ø volume 30 days (pcs.)	1.26 EUR (0)
Ø price 100 days Ø volume 100 days (pcs.)	- EUR (0)
Ø price 250 days Ø volume 250 days (pcs.)	- EUR (0)
YTD High date	1.44 EUR (2018/02/05)
YTD Low date	1.05 EUR (2018/01/02)
52 Weeks High date	1.44 EUR (2018/02/05)
52 Weeks Low date	0.85 EUR (2017/12/14)

All listings for INTRAKAT SA TECH & ENERGY PROJECTS EUR0.30

Exchange 	Date	Time	Price	Trading volume (mio.)	Number of trades
Stuttgart	2024/05/09	10:31	5.16 EUR	0.00	3
London Stock Exchange	2018/05/22	17:36	1.29 EUR	0.00	1
Frankfurt	2024/05/09	08:03	5.23 EUR	0.00	1
Duesseldorf	2024/05/09	08:12	5.20 EUR	0.00	1
Athens Stock	2024/05/09	10:50	5.35 EUR	0.06	59

Company profile

Company Logo

Company Profile

Contact Details

INTRAKAT

--

Telefon: -

Fax: -

E-mail: -