

## RINGKJØBING LANDBOBANK A/S

ISIN: **DK0060854669** WKN: -

## Overview

2024/04/19 16:55:00

Price

614.00 DKK

Difference  0.00% (0.00)

## General attributes

ISIN	DK0060854669
Symbol	RILBA
Exchange	London Stock Exchange European Trade Reporting
Currency	DKK
Sector	Financial
Security type	Stock
Market cap (m)	4,469 EUR
Benchmark	OMX COPENHAGEN 20

## Market data

Bid (Bid size)	584.00 DKK (300)
Ask (Ask size)	644.00 DKK (300)
Open	614.00 DKK
High	614.00 DKK
Low	614.00 DKK
Close (prev. day)	614.00 DKK
VWAP	969.50 DKK
Volume (pcs)	-
Trading volume	-
Number of trades	1
Last size	-

## Futures and Options




Related Futures	-
Related Options	-

5y



Information about previous performance does not guarantee future performance.  
Source: FactSet

## Recent research

on sector			
Date		Headline	Download
2024/04/19		Equity Weekly	
2024/04/15		Aktienempfehlungen Österreich	
2024/04/03		Global Equity Ratings	
2024/04/03		Aktienempfehlungen Global	
2024/04/03		Aktienempfehlungen Österreich	

## Details

2024/04/19 16:55:00

## Price

614.00 DKK

Difference ➔ 0.00% (0.00)

## General attributes

ISIN	DK0060854669
Symbol	RILBA
Exchange	London Stock Exchange European Trade Reporting
Currency	DKK
Sector	Financial
Security type	Stock
Market cap (m)	4,469 EUR
Benchmark	OMX COPENHAGEN 20

## Market data

Bid (Bid size)	584.00 DKK (300)
Ask (Ask size)	644.00 DKK (300)
Open	614.00 DKK
High	614.00 DKK
Low	614.00 DKK
Close (prev. day)	614.00 DKK
VWAP	969.50 DKK
Volume (pcs)	-
Trading volume	-
Number of trades	1
Last size	-

## Performance and Risk

	6m	1y	3y
Perf (%)	+0.00%	+0.00%	-0.73%
Perf (abs.)	+0.00	+0.00	-4.50
Beta	0.24	0.25	0.52
Volatility	0.00	115.49	91.21

5y



Information about previous performance does not guarantee future performance.  
Source: FactSet

## Price data

Ø price 5 days   Ø volume 5 days (pcs.)	614.00 DKK (0)
Ø price 30 days   Ø volume 30 days (pcs.)	614.00 DKK (0)
Ø price 100 days   Ø volume 100 days (pcs.)	614.00 DKK (0)
Ø price 250 days   Ø volume 250 days (pcs.)	618.40 DKK (44)
YTD High   date	614.00 DKK (2024/01/02)
YTD Low   date	614.00 DKK (2024/01/02)
52 Weeks High   date	1,021.00 DKK (2023/09/29)
52 Weeks Low   date	614.00 DKK (2023/04/20)

## Arbitrage views

Exchange <span style="color: green;">➔</span>	Date	Time	Price	Trading volume (mio.)	Number of trades
Stuttgart	2024/04/19	14:05	162.20 EUR	0.00	4
Nasdaq Copenhagen	2024/04/19	16:59	1,214.00 DKK	25.00	822
Munich	2024/04/19	08:14	162.90 EUR	0.00	1
London Stock Exchange European Trade Reporting	2024/04/19	16:55	614.00 DKK	0.00	1

Frankfurt	2024/ 04/19	08:05	162.10 EUR	0.00	2
Duesseldorf	2024/ 04/19	19:31	161.90 EUR	0.00	7

## Company profile

### Company Logo



### Company Profile

-

### Contact Details

RINGKJØEBING LBK

--

----

Telefon: -

Fax: -

E-mail: -