

AQ GROUP AB NPV

ISIN: SE0000772956 WKN: 7383050

Overview

2021/09/15 14:20:50

Price

312.8849 SEK

Difference  -5.19% (-17.12)

General attributes

ISIN	SE0000772956
Symbol	AQ
Exchange	London Stock Exchange
Currency	SEK
Sector	Technology
Security type	Stock
Market cap (m)	969 EUR
Benchmark	OMX STOCKHOLM 30 INDEX

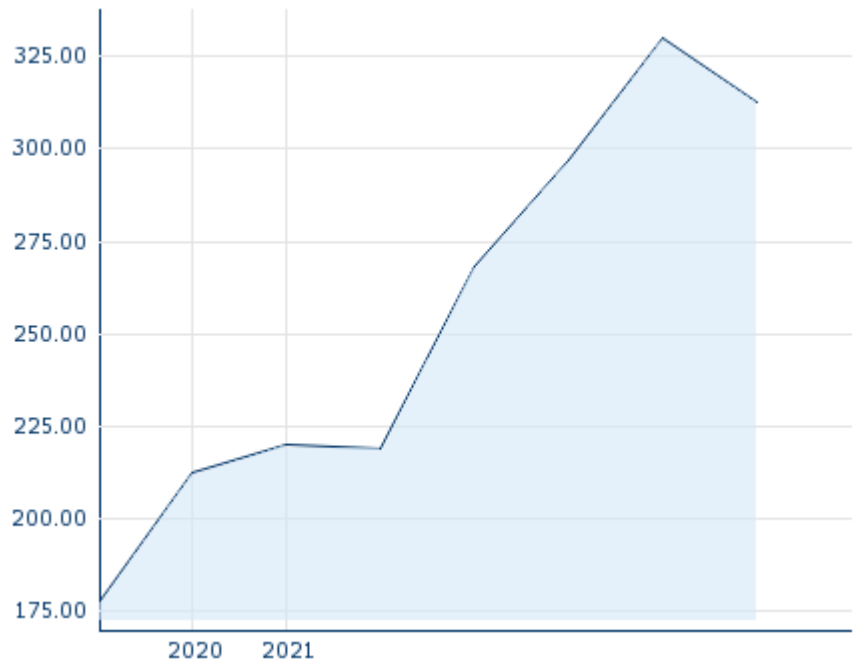
Market data

Bid (Bid size)	-
Ask (Ask size)	-
Open	312.8849 SEK
High	312.8849 SEK
Low	312.8849 SEK
Close (prev. day)	330.00 SEK
VWAP	312.88487 SEK
Volume (pcs)	453
Trading volume	141,736.85
Number of trades	1
Last size	453

Futures and Options


Related Futures	-
Related Options	-

5y



Information about previous performance does not guarantee future performance.
Source: FactSet

Recent research

on sector		
Date	Headline	Download
2024/04/26	 Equity Weekly	
2024/04/26	 Global Equity Ratings	
2024/04/26	 Aktienempfehlungen Global	
2024/04/15	 Aktienempfehlungen Österreich	
2024/04/03	 Global Equity Ratings	

Details

2021/09/15 14:20:50

Price

312.8849 SEK

Difference  -5.19% (-17.12)

General attributes

ISIN	SE0000772956
Symbol	AQ
Exchange	London Stock Exchange
Currency	SEK
Sector	Technology
Security type	Stock
Market cap (m)	969 EUR
Benchmark	OMX STOCKHOLM 30 INDEX

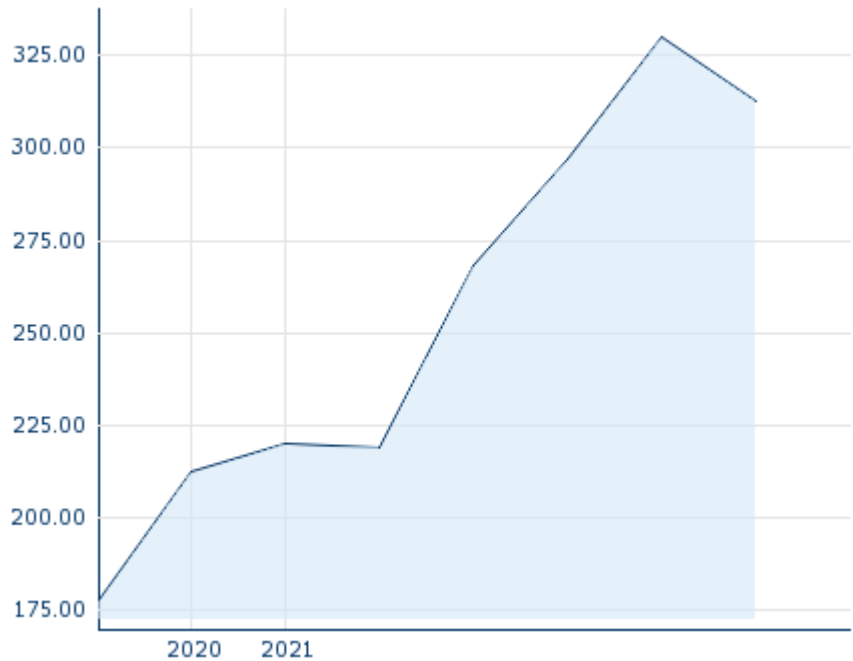
Market data

Bid (Bid size)	-
Ask (Ask size)	-
Open	312.8849 SEK
High	312.8849 SEK
Low	312.8849 SEK
Close (prev. day)	330.00 SEK
VWAP	312.88487 SEK
Volume (pcs)	453
Trading volume	141,736.85
Number of trades	1
Last size	453

Performance and Risk

	6m	1y	3y
Perf (%)	-	-	-
Perf (abs.)	-	-	-
Beta	1.17	0.83	0.71
Volatility	-	-	-

5y



Information about previous performance does not guarantee future performance.

Source: FactSet

Price data

Ø price 5 days Ø volume 5 days (pcs.)	- SEK (-)
Ø price 30 days Ø volume 30 days (pcs.)	- SEK (13)
Ø price 100 days Ø volume 100 days (pcs.)	- SEK (-)
Ø price 250 days Ø volume 250 days (pcs.)	- SEK (3)
YTD High date	- SEK (-)
YTD Low date	- SEK (-)
52 Weeks High date	- SEK (-)
52 Weeks Low date	- SEK (-)

Arbitrage views

Exchange 	Date	Time	Price	Trading volume (mio.)	Number of trades
Nasdaq Stockholm	2024/04/26	17:29	620.00 SEK	33.18	793
London Stock Exchange	2021/09/15	14:20	312.8849 SEK	0.14	1
Frankfurt	2024/04/26	17:15	52.70 EUR	0.00	6
Duesseldorf	2024/04/26	19:30	51.80 EUR	0.00	6

Company profile

Company Logo

Contact Details

AQ GROUP AB

--

Telefon: -

Fax: -

E-mail: -

Company Profile

-