

CATELLA AB SER. A

ISIN: **SE0000188500** WKN: **4770752**

Overview












2018/05/22 17:36:34		5y	
Price	26.00 SEK		
Difference		0.39% (0.10)	
General attributes			
ISIN	SE0000188500		
Symbol	CAT A		
Exchange	London Stock Exchange		
Currency	SEK		
Sector	Commerce		
Security type	Stock		
Market cap (m)	229 EUR		
Benchmark	OMX STOCKHOLM 30 INDEX		
Market data			
Bid (Bid size)	-		
Ask (Ask size)	-		
Open	26.00 SEK		
High	26.00 SEK		
Low	26.00 SEK		
Close (prev. day)	25.90 SEK		
VWAP	-		
Volume (pcs)	-		
Trading volume	-		
Number of trades	1		
Last size	-		
Futures and Options			
Related Futures	-		
Related Options	-		

Chart not available

Information about previous performance does not guarantee future performance.
Source: FactSet

Recent research			
on sector			
Date		Headline	Download
2024/08/12		Global Equity Ratings	
2024/08/12		Aktienempfehlungen Global	
2024/07/24		Global Equity Ratings	
2024/07/24		Aktienempfehlungen Global	
2024/07/15		Aktienempfehlungen Global	

Details

2018/05/22 17:36:34

Price

26.00 SEK

Difference ▲ 0.39% (0.10)

General attributes

ISIN	SE0000188500
Symbol	CAT A
Exchange	London Stock Exchange
Currency	SEK
Sector	Commerce
Security type	Stock
Market cap (m)	229 EUR
Benchmark	OMX STOCKHOLM 30 INDEX


Market data

Bid (Bid size)	-
Ask (Ask size)	-
Open	26.00 SEK
High	26.00 SEK
Low	26.00 SEK
Close (prev. day)	25.90 SEK
VWAP	-
Volume (pcs)	-
Trading volume	-
Number of trades	1
Last size	-

Performance and Risk

	6m	1y	3y
Perf (%)	-	-	-
Perf (abs.)	-	-	-
Beta	1.05	0.74	0.34
Volatility	49.82	49.82	49.82

5y



Information about previous performance does not guarantee future performance.
Source: FactSet

Price data

Ø price 5 days Ø volume 5 days (pcs.)	25.68 SEK (0)
Ø price 30 days Ø volume 30 days (pcs.)	23.75 SEK (0)
Ø price 100 days Ø volume 100 days (pcs.)	- SEK (0)
Ø price 250 days Ø volume 250 days (pcs.)	- SEK (0)
YTD High date	26.30 SEK (2018/05/08)
YTD Low date	19.25 SEK (2018/02/07)
52 Weeks High date	26.30 SEK (2018/05/08)
52 Weeks Low date	19.25 SEK (2018/02/07)

Arbitrage views

Exchange	Date	Time	Price	Trading volume (mio.)	Number of trades
Nasdaq Stockholm	2024/08/16	18:00	30.00 SEK	0.05	7
London Stock Exchange	2018/05/22	17:36	26.00 SEK	0.00	1

Company profile

Company Logo

Contact Details

CATELLA AB

--

Telefon: -

Fax: -

E-mail: -

Company Profile

-