

VITEC SOFTWARE GROUP AB SER. B

ISIN: SE0007871363 WKN: 5716595

Overview

2023/09/14 17:23:27

Price
533.50 SEKDifference  -7.04% (-40.41)

General attributes

ISIN	SE0007871363
Symbol	VIT B
Exchange	London Stock Exchange
Currency	SEK
Sector	Technology
Security type	Stock
Market cap (m)	1,638 EUR
Benchmark	OMX STOCKHOLM 30 INDEX

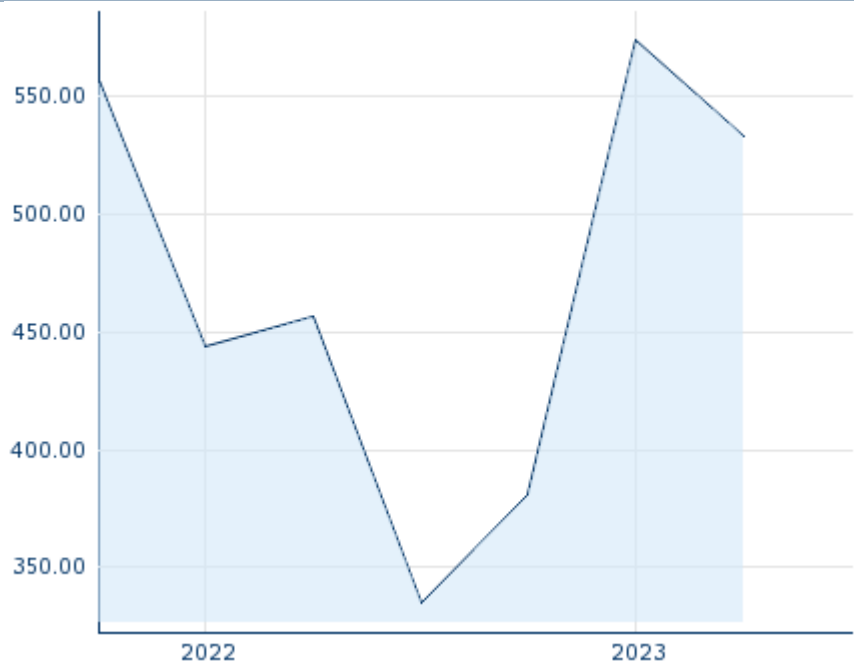
Market data

Bid (Bid size)	-
Ask (Ask size)	-
Open	533.00 SEK
High	533.50 SEK
Low	533.00 SEK
Close (prev. day)	573.91 SEK
VWAP	533.20 SEK
Volume (pcs)	1,840
Trading volume	981,088.00
Number of trades	2
Last size	736

Futures and Options



Related Futures	-
Related Options	-

5y



Information about previous performance does not guarantee future performance.
Source: FactSet

Recent research

on sector			
Date		Headline	Download
2024/09/11		Global Equity Ratings	
2024/09/11		Aktienempfehlungen Global	
2024/09/09		Aktienempfehlungen Österreich	
2024/09/06		Equity Weekly	
2024/09/05		Global Equity Ratings	

Details

2023/09/14 17:23:27

Price

533.50 SEK

Difference ▼ -7.04% (-40.41)

General attributes

ISIN	SE0007871363
Symbol	VIT B
Exchange	London Stock Exchange
Currency	SEK
Sector	Technology
Security type	Stock
Market cap (m)	1,638 EUR
Benchmark	OMX STOCKHOLM 30 INDEX

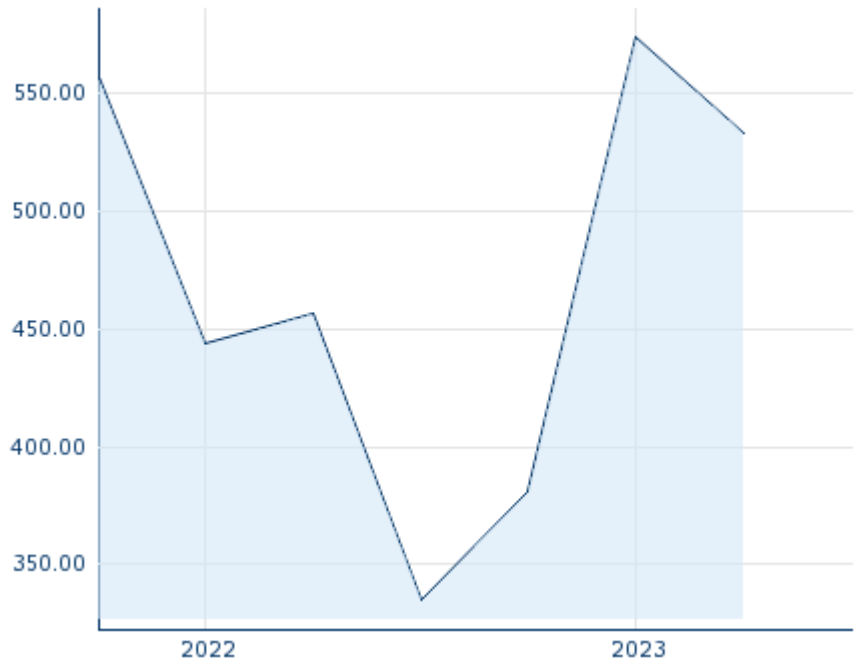
Market data

Bid (Bid size)	-
Ask (Ask size)	-
Open	533.00 SEK
High	533.50 SEK
Low	533.00 SEK
Close (prev. day)	573.91 SEK
VWAP	533.20 SEK
Volume (pcs)	1,840
Trading volume	981,088.00
Number of trades	2
Last size	736

Performance and Risk

	6m	1y	3y
Perf (%)	-	-	-
Perf (abs.)	-	-	-
Beta	-	-	-
Volatility	-	-	67.26

5y



Information about previous performance does not guarantee future performance.

Source: FactSet

Price data

Ø price 5 days Ø volume 5 days (pcs.)	- SEK (-)
Ø price 30 days Ø volume 30 days (pcs.)	- SEK (95)
Ø price 100 days Ø volume 100 days (pcs.)	- SEK (31)
Ø price 250 days Ø volume 250 days (pcs.)	- SEK (38)
YTD High date	- SEK (-)
YTD Low date	- SEK (-)
52 Weeks High date	533.50 SEK (2023/09/14)
52 Weeks Low date	533.00 SEK (2023/09/14)

All listings for VITEC SOFTWARE GROUP AB SER. B

Exchange	Date	Time	Price	Trading volume (mio.)	Number of trades
Tradegate	2024/09/13	22:26	44.30 EUR	0.00	1
Nasdaq Stockholm	2024/09/13	18:00	502.00 SEK	17.26	1,022
Munich	2024/09/13	08:07	44.10 EUR	0.00	1
London Stock Exchange	2023/09/14	17:23	533.50 SEK	0.98	2
Frankfurt	2024/09/13	08:09	43.94 EUR	0.00	2

	13					
Duesseldorf	2024/09/ 13	19:32	43.98 EUR	0.00		6
Berlin	2024/09/ 13	21:43	44.32 EUR	0.00		19

Company profile

Company Logo



Company Profile

-

Contact Details

VITEC SOFTWARE

--

Telefon: -

Fax: -

E-mail: -