

EQUASENS SA

ISIN: FR0012882389

WKN: -

Overview

2023/09/29 17:41:04

Price
72.90 EURDifference  16.64% (10.40)

General attributes

ISIN FR0012882389

Symbol EQS

Exchange London Stock Exchange

Currency EUR

Sector Chemical / Pharmaceutical / Health

Security type Stock

Market cap (m) 880 EUR

Benchmark CAC 40 INDEX

Market data

Bid (Bid size) -

Ask (Ask size) -

Open 72.90 EUR

High 72.90 EUR

Low 72.90 EUR

Close (prev. day) 62.50 EUR

VWAP 72.90 EUR

Volume (pcs) 278

Trading volume 20,266.20

Number of trades 2

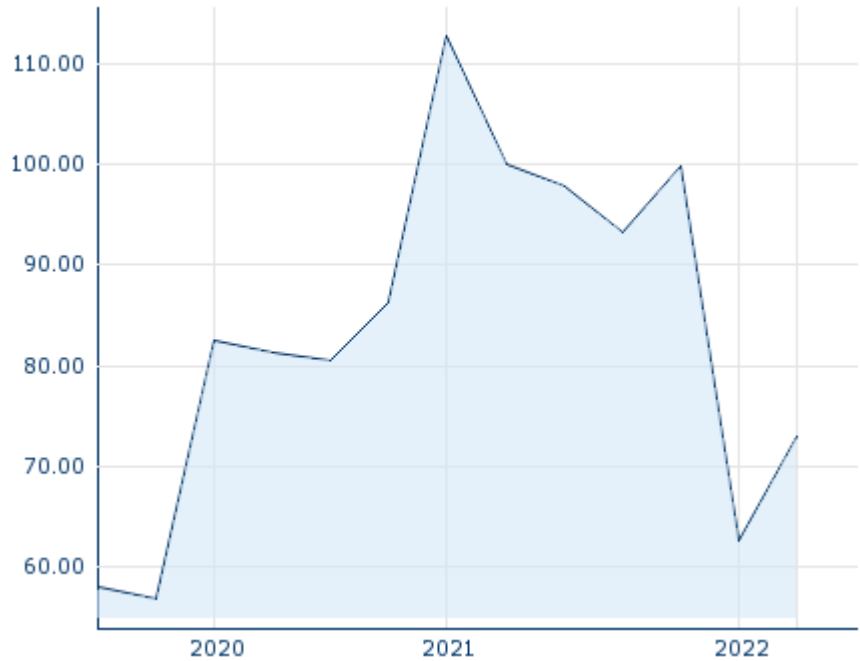
Last size 92

Futures and Options

Related Futures -










Related Options -

5y



Information about previous performance does not guarantee future performance.
Source: FactSet

Recent research

on sector		on market	
Date		Headline	Download
2024/04/26		Global Equity Ratings	
2024/04/26		Aktienempfehlungen Global	
2024/04/15		Aktienempfehlungen Österreich	
2024/04/03		Global Equity Ratings	
2024/04/03		Aktienempfehlungen Global	

Details

2023/09/29 17:41:04

Price

72.90 EUR

Difference ▲ 16.64% (10.40)

General attributes

ISIN	FR0012882389
Symbol	EQS
Exchange	London Stock Exchange
Currency	EUR
Sector	Chemical / Pharmaceutical / Health
Security type	Stock
Market cap (m)	880 EUR
Benchmark	CAC 40 INDEX

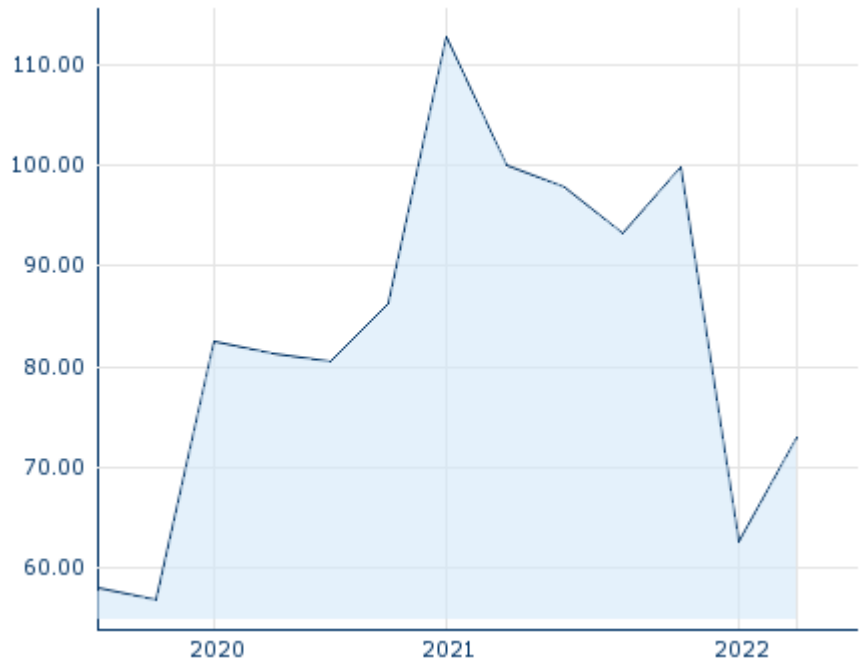
Market data

Bid (Bid size)	-
Ask (Ask size)	-
Open	72.90 EUR
High	72.90 EUR
Low	72.90 EUR
Close (prev. day)	62.50 EUR
VWAP	72.90 EUR
Volume (pcs)	278
Trading volume	20,266.20
Number of trades	2
Last size	92

Performance and Risk

	6m	1y	3y
Perf (%)	-	-	-
Perf (abs.)	-	-	-
Beta	0.48	0.44	0.69
Volatility	-	-	100.54

5y



Information about previous performance does not guarantee future performance.
Source: FactSet

Price data

Ø price 5 days Ø volume 5 days (pcs.)	- EUR (-)
Ø price 30 days Ø volume 30 days (pcs.)	- EUR (-)
Ø price 100 days Ø volume 100 days (pcs.)	- EUR (-)
Ø price 250 days Ø volume 250 days (pcs.)	72.90 EUR (1)
YTD High date	- EUR (-)
YTD Low date	- EUR (-)
52 Weeks High date	- EUR (-)
52 Weeks Low date	- EUR (-)

Arbitrage views

Exchange ⊕	Date	Time	Price	Trading volume (mio.)	Number of trades
Stuttgart	2024/04/26	15:00	57.80 EUR	0.00	12
Munich	2024/04/26	08:11	59.90 EUR	0.00	1
London Stock Exchange	2023/09/29	17:41	72.90 EUR	0.02	2
Frankfurt	2024/04/26	15:29	57.60 EUR	0.00	5
Euronext Paris	2024/04/26	17:35	58.00 EUR	0.26	243

	26						
Duesseldorf	2024/04/26	08:12	58.90	EUR	0.00		3

Company profile

Company Logo



Company Profile

-

Contact Details

EQUASENS

--

Telefon: -

Fax: -

E-mail: -