


NUEVA EXPRESION TEXTIL SA EUR0.016

ISIN: **ES0126962069** WKN: -


Overview

2018/05/22 17:36:31	
Price	3.265 EUR
Difference	 293.74% (2.44)

General attributes	
ISIN	ES0126962069
Symbol	NXT
Exchange	London Stock Exchange
Currency	EUR
Sector	Industry
Security type	Stock
Market cap (m)	106 EUR
Benchmark	IBEX 35

Market data	
Bid (Bid size)	-
Ask (Ask size)	-
Open	3.265 EUR
High	3.265 EUR
Low	3.265 EUR
Close (prev. day)	0.8292 EUR
VWAP	-
Volume (pcs)	-
Trading volume	-
Number of trades	1
Last size	-

Futures and Options	
Related Futures	-
Related Options	-



Information about previous performance does not guarantee future performance.
Source: FactSet

Recent research

on sector		on market	
Date		Headline	Download
2024/07/12		Global Equity Ratings	
2024/07/12		Aktienempfehlungen Global	
2024/07/09		Aktienempfehlungen Österreich	
2024/06/24		Aktienempfehlungen Österreich	
2024/06/21		Global Equity Ratings	

Details

2018/05/22 17:36:31

Price
3.265 EUR

Difference ▲ 293.74% (2.44)

General attributes

ISIN	ES0126962069
Symbol	NXT
Exchange	London Stock Exchange
Currency	EUR
Sector	Industry
Security type	Stock
Market cap (m)	106 EUR
Benchmark	IBEX 35


Market data

Bid (Bid size)	-
Ask (Ask size)	-
Open	3.265 EUR
High	3.265 EUR
Low	3.265 EUR
Close (prev. day)	0.8292 EUR
VWAP	-
Volume (pcs)	-
Trading volume	-
Number of trades	1
Last size	-

Performance and Risk

	6m	1y	3y
Perf (%)	-	-	-
Perf (abs.)	-	-	-
Beta	0.00	0.10	0.28
Volatility	37.93	37.93	37.93

5y



Information about previous performance does not guarantee future performance.
Source: FactSet

Price data

Ø price 5 days Ø volume 5 days (pcs.)	0.829 EUR (0)
Ø price 30 days Ø volume 30 days (pcs.)	0.822 EUR (0)
Ø price 100 days Ø volume 100 days (pcs.)	0.857 EUR (0)
Ø price 250 days Ø volume 250 days (pcs.)	- EUR (0)
YTD High date	0.976 EUR (2018/01/15)
YTD Low date	0.778 EUR (2018/04/13)
52 Weeks High date	0.976 EUR (2018/01/15)
52 Weeks Low date	0.778 EUR (2018/04/13)

All listings for NUEVA EXPRESION TEXTIL SA EUR0.016

Exchange 📍	Date	Time	Price	Trading volume (mio.)	Number of trades
London Stock Exchange	2018/05/22	17:36	3.265 EUR	0.00	1
Frankfurt	2024/07/12	15:29	0.289 EUR	0.00	4
BME Continuous Market	2024/07/12	17:43	0.308 EUR	0.02	33

Company profile

Company Logo



Company Profile

-

Contact Details

DOGI INTERNATIONAL FABRICS

--

C/Pintor Domenech, Farre 13-15 08320 El Masnou, Barcelona

Telefon: +34 93 462 8000

Fax: +34 93 462 8036

E-mail: -