

DUSTIN GROUP AB NPV

ISIN: SE0006625471 WKN: -

Overview

2024/09/13 17:25:00

Price

87.20 SEK

Difference  0.00% (0.00)

General attributes

ISIN SE0006625471

Symbol DUST

Exchange London Stock Exchange
European Trade Reporting

Currency SEK

Sector Commerce

Security type Stock

Market cap 356 EUR
(m)

Benchmark OMX STOCKHOLM 30 INDEX

Market data

Bid (Bid size) -

Ask (Ask size) -

Open 87.20 SEK

High 87.20 SEK

Low 87.20 SEK

Close (prev. day) 87.20 SEK

VWAP 8.2448 SEK

Volume (pcs) -

Trading volume -

Number of trades 1

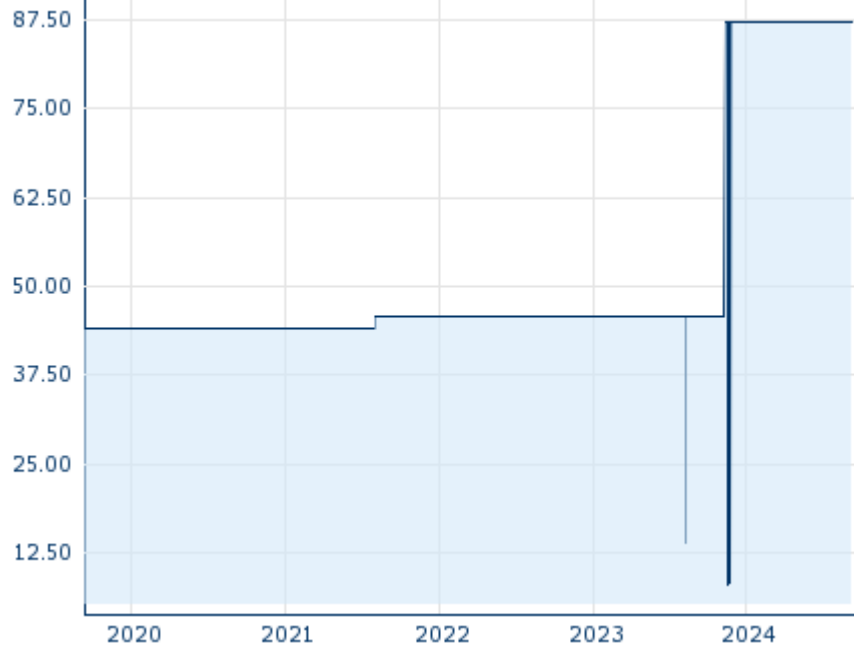
Last size -

Futures and Options

Related Futures -

Related Options -

5y









Information about previous performance does not guarantee future performance.

Source: FactSet

Recent research

on sector

Date	Headline	Download
2024/09/11	 Global Equity Ratings	
2024/09/11	 Aktienempfehlungen Global	
2024/09/05	 Global Equity Ratings	
2024/09/05	 Aktienempfehlungen Global	
2024/08/12	 Global Equity Ratings	

Details

2024/09/13 17:25:00

Price

87.20 SEK

Difference ➔ 0.00% (0.00)

General attributes

ISIN SE0006625471

Symbol DUST

Exchange London Stock Exchange
European Trade Reporting

Currency SEK

Sector Commerce

Security type Stock

Market cap (m) 356 EUR

Benchmark OMX STOCKHOLM 30 INDEX

Market data

Bid (Bid size) -

Ask (Ask size) -

Open 87.20 SEK

High 87.20 SEK

Low 87.20 SEK

Close (prev. day) 87.20 SEK

VWAP 8.2448 SEK

Volume (pcs) -

Trading volume -

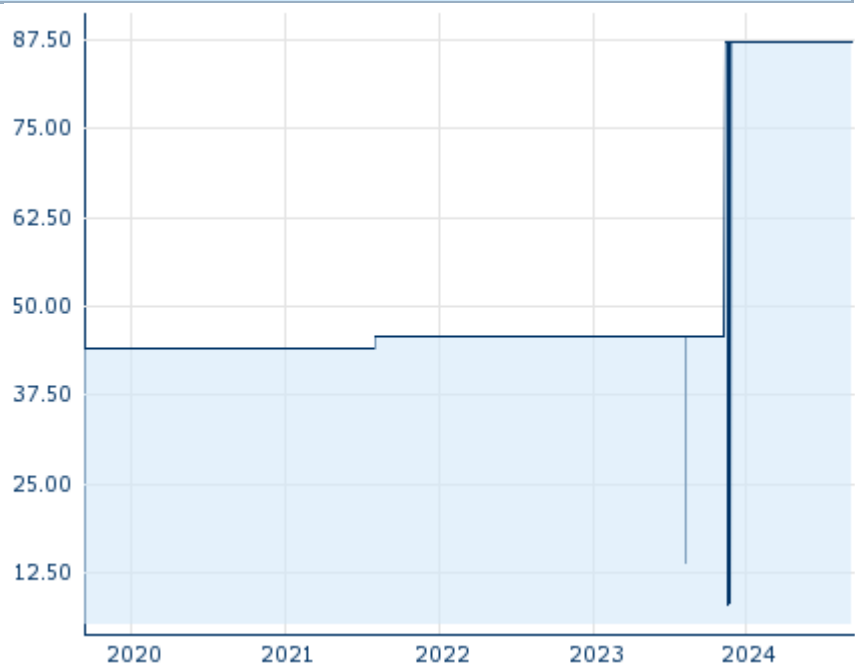
Number of trades 1

Last size -

Performance and Risk

	6m	1y	3y
Perf (%)	+0.00%	+90.72%	+90.72%
Perf (abs.)	+0.00	+41.48	+41.48
Beta	-	-	-
Volatility	0.00	484.48	296.60

5y



Information about previous performance does not guarantee future performance.

Source: FactSet

Price data

Ø price 5 days Ø volume 5 days (pcs.)	87.20 SEK (0)
Ø price 30 days Ø volume 30 days (pcs.)	87.20 SEK (0)
Ø price 100 days Ø volume 100 days (pcs.)	87.20 SEK (0)
Ø price 250 days Ø volume 250 days (pcs.)	80.54 SEK (1,600)
YTD High date	87.20 SEK (2024/01/02)
YTD Low date	87.20 SEK (2024/01/02)
52 Weeks High date	87.20 SEK (2023/11/13)
52 Weeks Low date	7.39 SEK (2023/11/17)

All listings for DUSTIN GROUP AB NPV

Exchange ➔	Date	Time	Price	Trading volume (mio.)	Number of trades
Stuttgart	2024/09/13	16:37	0.7755 EUR	0.00	13
Nasdaq Stockholm	2024/09/13	18:00	8.955 SEK	99.67	5,486
Munich	2024/09/13	08:12	0.92 EUR	0.00	1
London Stock Exchange European Trade Reporting	2024/09/13	17:25	87.20 SEK	0.00	1
Frankfurt	2024/	17:19	0.725 EUR	0.00	8

	09/13					
FINRA other OTC Issues	2023/ 12/19	15:55	0.936 USD	0.00		1
Duesseldorf	2024/ 09/13	19:30	0.725 EUR	0.00		6
Berlin	2024/ 09/13	21:43	0.7935 EUR	0.00		19

Company profile

Company Logo

Contact Details

DUSTIN GROUP

--

Telefon: -

Fax: -

E-mail: -

Company Profile

-