

# VIVORYON THERAPEUTICS AG

ISIN: **NL00150002Q7** WKN: -

## Overview

2024/02/02 16:10:22

**Price**  
8.313 EUR

**Difference**  8.92% (0.68)

### General attributes

ISIN	NL00150002Q7
Symbol	VVY
Exchange	London Stock Exchange
Currency	EUR
Sector	Chemical / Pharmaceutical / Health
Security type	Stock
Market cap (m)	55 EUR
Benchmark	GERMANY DAX

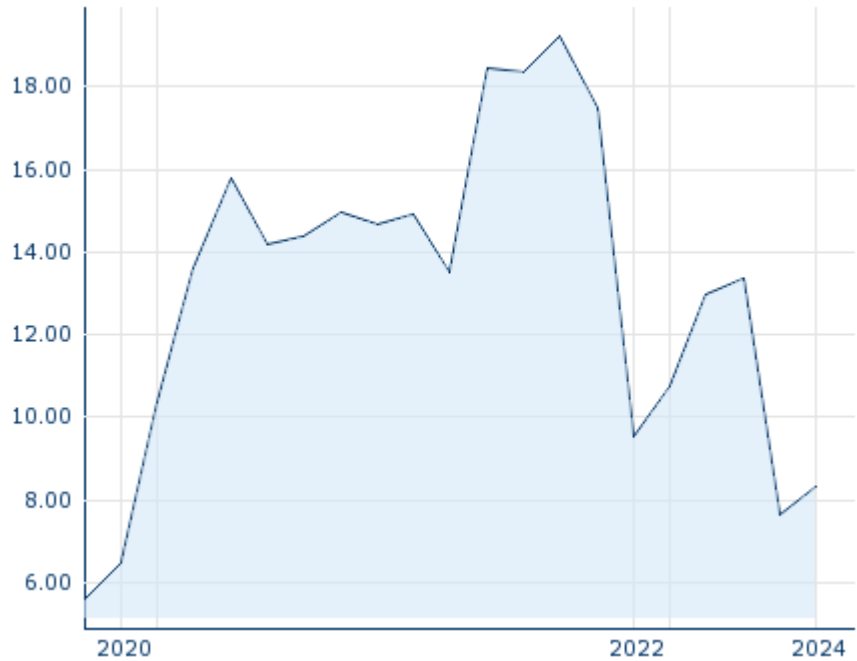
### Market data

Bid (Bid size)	-
Ask (Ask size)	-
Open	8.313 EUR
High	8.313 EUR
Low	8.313 EUR
Close (prev. day)	7.6321 EUR
VWAP	8.313 EUR
Volume (pcs)	3,000
Trading volume	24,939.00
Number of trades	1
Last size	3,000

### Futures and Options


Related Futures	-
Related Options	-

5y



Information about previous performance does not guarantee future performance.  
Source: FactSet

### Recent research

on sector		on market	
Date		Headline	Download
2024/09/13		Equity Weekly	
2024/09/11		Global Equity Ratings	
2024/09/11		Aktienempfehlungen Global	
2024/09/09		Aktienempfehlungen Österreich	
2024/09/05		Global Equity Ratings	

## Details

2024/02/02 16:10:22

## Price

8.313 EUR

Difference ▲ 8.92% (0.68)

## General attributes

ISIN	NL00150002Q7
Symbol	VVY
Exchange	London Stock Exchange
Currency	EUR
Sector	Chemical / Pharmaceutical / Health
Security type	Stock
Market cap (m)	55 EUR
Benchmark	GERMANY DAX

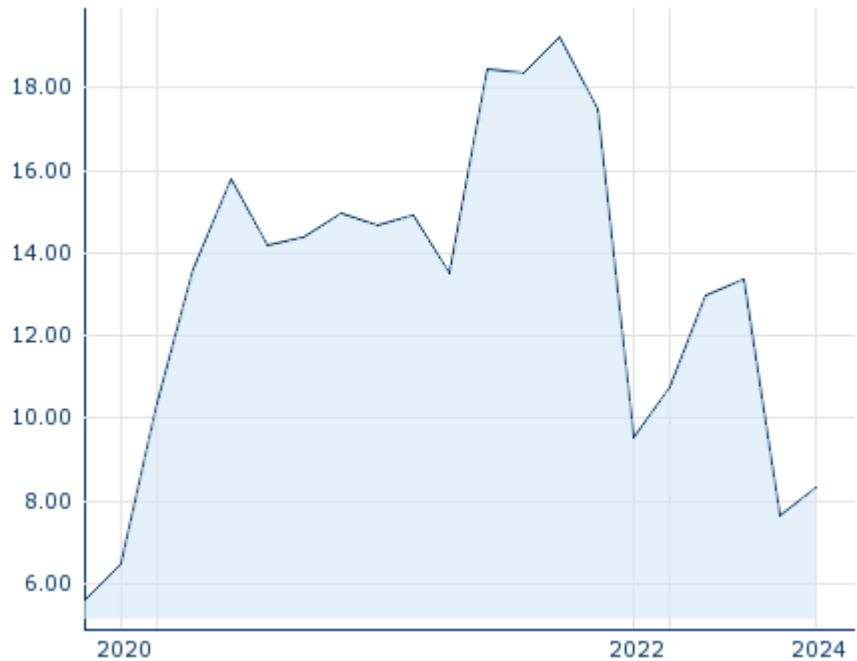
## Market data

Bid (Bid size)	-
Ask (Ask size)	-
Open	8.313 EUR
High	8.313 EUR
Low	8.313 EUR
Close (prev. day)	7.6321 EUR
VWAP	8.313 EUR
Volume (pcs)	3,000
Trading volume	24,939.00
Number of trades	1
Last size	3,000

## Performance and Risk

	6m	1y	3y
Perf (%)	-	-	-
Perf (abs.)	-	-	-
Beta	-	-	-
Volatility	-	-	61.14

5y



Information about previous performance does not guarantee future performance.  
Source: FactSet

## Price data

Ø price 5 days   Ø volume 5 days (pcs.)	- EUR (665)
Ø price 30 days   Ø volume 30 days (pcs.)	- EUR (147)
Ø price 100 days   Ø volume 100 days (pcs.)	- EUR (426)
Ø price 250 days   Ø volume 250 days (pcs.)	7.973 EUR (235)
YTD High   date	8.313 EUR (2024/02/02)
YTD Low   date	8.313 EUR (2024/02/02)
52 Weeks High   date	8.313 EUR (2024/02/02)
52 Weeks Low   date	7.632 EUR (2023/12/05)

## All listings for VIVORYON THERAPEUTICS AG

Exchange	Date	Time	Price	Trading volume (mio.)	Number of trades
Tradegate	2024/09/18	21:53	2.11 EUR	0.03	241
Stuttgart	2024/09/18	15:31	2.075 EUR	0.00	12
Munich	2024/09/18	08:12	2.14 EUR	0.00	1
London Stock Exchange	2024/02/02	16:10	8.313 EUR	0.02	1
Frankfurt	2024/09/18	08:10	2.05 EUR	0.00	1

	18						
Euronext Amsterdam	2024/09/18	17:35	2.105 EUR	0.09		99	
Duesseldorf	2024/09/18	08:11	2.15 EUR	0.00		1	
Berlin	2024/09/18	21:50	2.105 EUR	0.00		17	

## Company profile

### Company Logo



### Contact Details

VIVORYON THERAPEUTICS NV

--

Weinbergweg 22 - 06120 Halle

Telefon: +49-345-555-99-00

Fax: +

E-mail: [info@vivoryon.com](mailto:info@vivoryon.com)

### Company Profile

-

#### Members of Management Board

Frank Weber Chairman of Managing Board

Michael Schaeffer Member of Executive Committee

Anne Doering Member of Executive Committee

Florian Schmid Member of Executive Committee

#### Board of directors

Erich Maximilian Platzer Chairman of Supervisory Board

Claudia Riedl Member of Supervisory Board

Michael Schaeffer Member of Supervisory Board

Samir Shah Member of Supervisory Board

Anne Doering Member of Supervisory Board

Charlotte Lohmann Member of Supervisory Board