

VIVORYON THERAPEUTICS AG

ISIN: **NL00150002Q7** WKN: -

Overview

2024/02/02 16:10:22

Price
8.313 EUR

Difference  8.92% (0.68)

General attributes

ISIN	NL00150002Q7
Symbol	VVY
Exchange	London Stock Exchange
Currency	EUR
Sector	Chemical / Pharmaceutical / Health
Security type	Stock
Market cap (m)	53 EUR
Benchmark	GERMANY DAX

Market data

Bid (Bid size)	-
Ask (Ask size)	-
Open	8.313 EUR
High	8.313 EUR
Low	8.313 EUR
Close (prev. day)	7.6321 EUR
VWAP	8.313 EUR
Volume (pcs)	3,000
Trading volume	24,939.00
Number of trades	1
Last size	3,000

Futures and Options






Related Futures	-
Related Options	-

5y



Information about previous performance does not guarantee future performance.
Source: FactSet

Recent research

on sector		on market	
Date		Headline	Download
2024/06/21		Global Equity Ratings	
2024/06/21		Aktienempfehlungen Global	
2024/06/14		Equity Weekly	
2024/06/14		Global Equity Ratings	
2024/06/14		Aktienempfehlungen Global	

Details

2024/02/02 16:10:22

Price

8.313 EUR

Difference ▲ 8.92% (0.68)

General attributes

ISIN	NL00150002Q7
Symbol	VVY
Exchange	London Stock Exchange
Currency	EUR
Sector	Chemical / Pharmaceutical / Health
Security type	Stock
Market cap (m)	53 EUR
Benchmark	GERMANY DAX

Market data

Bid (Bid size)	-
Ask (Ask size)	-
Open	8.313 EUR
High	8.313 EUR
Low	8.313 EUR
Close (prev. day)	7.6321 EUR
VWAP	8.313 EUR
Volume (pcs)	3,000
Trading volume	24,939.00
Number of trades	1
Last size	3,000

Performance and Risk

	6m	1y	3y
Perf (%)	-	-	-
Perf (abs.)	-	-	-
Beta	3.79	2.53	1.32
Volatility	-	-	65.10

5y



Information about previous performance does not guarantee future performance.

Source: FactSet

Price data

Ø price 5 days Ø volume 5 days (pcs.)	- EUR (1,036)
Ø price 30 days Ø volume 30 days (pcs.)	- EUR (1,147)
Ø price 100 days Ø volume 100 days (pcs.)	8.313 EUR (403)
Ø price 250 days Ø volume 250 days (pcs.)	7.973 EUR (208)
YTD High date	8.313 EUR (2024/02/02)
YTD Low date	8.313 EUR (2024/02/02)
52 Weeks High date	8.313 EUR (2024/02/02)
52 Weeks Low date	7.632 EUR (2023/12/05)

All listings for VIVORYON THERAPEUTICS AG

Exchange 📍	Date	Time	Price	Trading volume (mio.)	Number of trades
Tradegate	2024/06/21	16:27	1.964 EUR	0.08	45
Stuttgart	2024/06/21	15:28	1.92 EUR	0.00	8
Munich	2024/06/21	08:09	2.07 EUR	0.00	1
London Stock Exchange	2024/02/02	16:10	8.313 EUR	0.02	1
Frankfurt	2024/06/21	15:48	1.938 EUR	0.01	3

	21					
Euronext Amsterdam	2024/06/21	17:09	1.964 EUR	0.52		319
Duesseldorf	2024/06/21	08:11	1.992 EUR	0.00		1
Berlin	2024/06/21	17:11	1.968 EUR	0.00		12

Company profile

Company Logo



Contact Details

VIVORYON THERAPEUTICS NV

--

Weinbergweg 22 - 06120 Halle

Telefon: +49-345-555-99-00

Fax: +

E-mail: info@vivoryon.com

Company Profile

-

Members of Management Board

Frank Weber Chairman of Managing Board

Michael Schaeffer Member of Executive Committee

Anne Doering Member of Executive Committee

Florian Schmid Member of Executive Committee

Board of directors

Erich Maximilian Platzer Chairman of Supervisory Board

Claudia Riedl Member of Supervisory Board

Michael Schaeffer Member of Supervisory Board

Samir Shah Member of Supervisory Board

Anne Doering Member of Supervisory Board

Charlotte Lohmann Member of Supervisory Board