

ABL GROUP ASA

ISIN: **NO0010715394** WKN: -

Overview

2021/01/04 09:28:11

Price

8.8965 NOK

Difference  125.22% (4.95)

General attributes

ISIN	NO0010715394
Symbol	AQUA
Exchange	London Stock Exchange
Currency	NOK
Sector	Energy / Commodities
Security type	Stock
Market cap (m)	128 EUR
Benchmark	NORWAY OSLO BORS ALL SHARE(TRG)

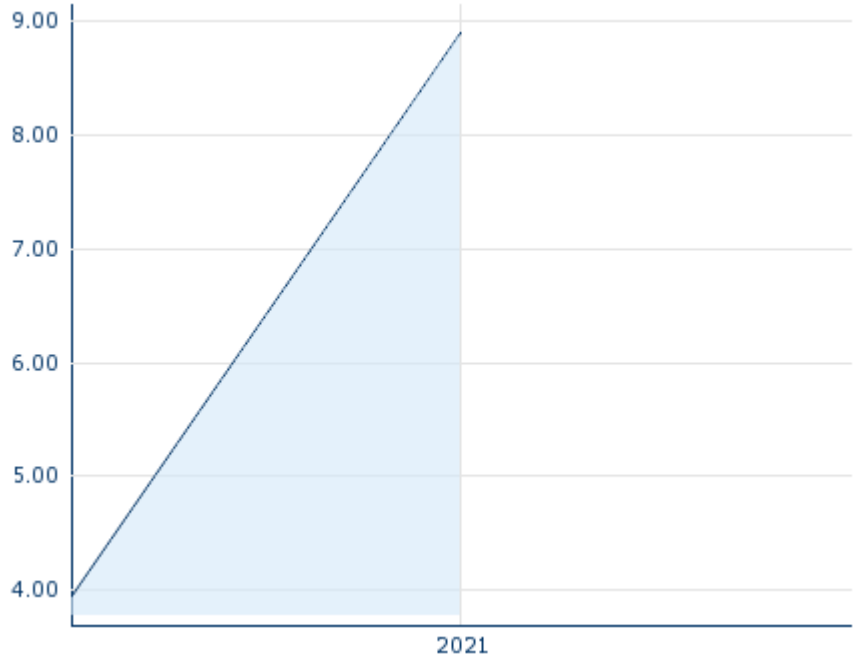
Market data

Bid (Bid size)	-
Ask (Ask size)	-
Open	8.8965 NOK
High	8.8965 NOK
Low	8.8965 NOK
Close (prev. day)	3.9501 NOK
VWAP	8.89647 NOK
Volume (pcs)	1,587
Trading volume	14,118.70
Number of trades	1
Last size	1,587

Futures and Options





Related Futures	-
Related Options	-

5y



Information about previous performance does not guarantee future performance.
Source: FactSet

Recent research

on sector			
Date		Headline	Download
2024/05/13		Aktienempfehlungen Österreich	
2024/05/03		Equity Weekly	
2024/04/29		Aktienempfehlungen Österreich	
2024/04/26		Equity Weekly	
2024/04/26		Global Equity Ratings	

Details

2021/01/04 09:28:11

Price

8.8965 NOK

Difference ▲ 125.22% (4.95)

General attributes

ISIN	NO0010715394
Symbol	AQUA
Exchange	London Stock Exchange
Currency	NOK
Sector	Energy / Commodities
Security type	Stock
Market cap (m)	128 EUR
Benchmark	NORWAY OSLO BORS ALL SHARE(TRG)

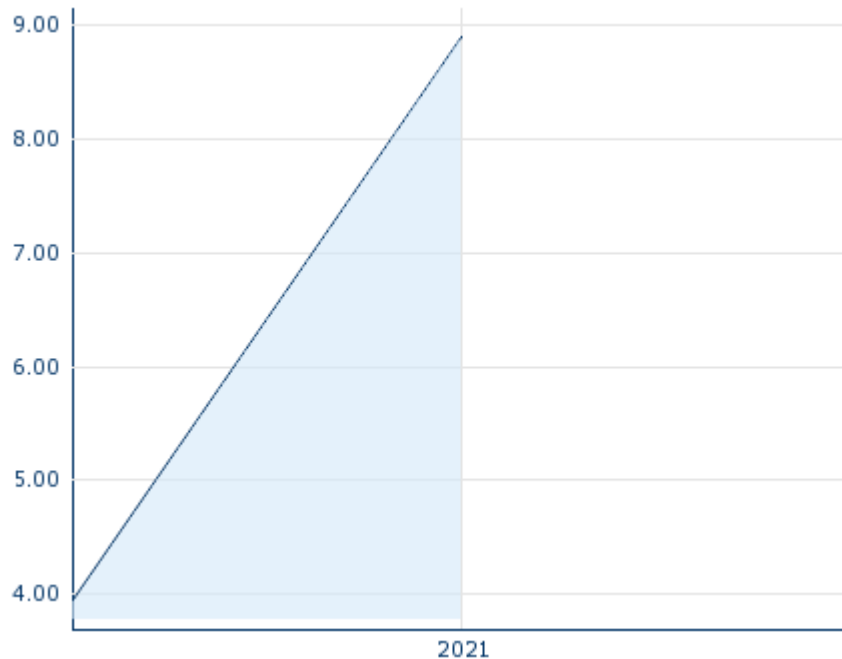
Market data

Bid (Bid size)	-
Ask (Ask size)	-
Open	8.8965 NOK
High	8.8965 NOK
Low	8.8965 NOK
Close (prev. day)	3.9501 NOK
VWAP	8.89647 NOK
Volume (pcs)	1,587
Trading volume	14,118.70
Number of trades	1
Last size	1,587

Performance and Risk

	6m	1y	3y
Perf (%)	-	-	-
Perf (abs.)	-	-	-
Beta	0.00	0.32	0.29
Volatility	-	-	-

5y



Information about previous performance does not guarantee future performance.
Source: FactSet

Price data

Ø price 5 days Ø volume 5 days (pcs.)	- NOK (-)
Ø price 30 days Ø volume 30 days (pcs.)	- NOK (-)
Ø price 100 days Ø volume 100 days (pcs.)	- NOK (343)
Ø price 250 days Ø volume 250 days (pcs.)	- NOK (240)
YTD High date	- NOK (-)
YTD Low date	- NOK (-)
52 Weeks High date	- NOK (-)
52 Weeks Low date	- NOK (-)

All listings for ABL GROUP ASA

Exchange	Date	Time	Price	Trading volume (mio.)	Number of trades
Stuttgart	2024/05/14	14:24	0.962 EUR	0.00	9
Munich	2024/05/14	08:11	0.988 EUR	0.00	1
London Stock Exchange	2021/01/04	09:28	8.8965 NOK	0.01	1
Frankfurt	2024/05/14	14:56	0.956 EUR	0.00	2
First North	2024/05/14	15:29	11.55 NOK	0.13	5

Stockholm	14					
Duesseldorf	2024/05/ 14	08:12	0.95 EUR	0.00		1
Berlin	2024/05/ 14	21:43	0.976 EUR	0.00		17

Company profile

Company Logo



Company Profile

-

Contact Details

ABL GROUP

--

Telefon: -

Fax: -

E-mail: -