

EQVA ASA

ISIN: NO0010708605

WKN: -

Overview

2024/05/21 10:52:15

Price

4.51 NOK

Difference  -69.73% (-10.39)

General attributes

ISIN NO0010708605

Symbol HYARD

Exchange London Stock Exchange

Currency NOK

Sector Energy / Commodities

Security type Stock

Market cap (m) 32 EUR

Benchmark NORWAY OSLO BORS ALL SHARE(TRG)

Market data

Bid (Bid size) -

Ask (Ask size) -

Open 4.51 NOK

High 4.51 NOK

Low 4.51 NOK

Close (prev. day) 14.90 NOK

VWAP 4.51 NOK

Volume (pcs) 400

Trading volume 1,804.00

Number of trades 1

Last size 400

Futures and Options

Related Futures -

Related Options -








5y



Information about previous performance does not guarantee future performance.

Source: FactSet

Recent research

on sector			
Date		Headline	Download
2024/09/11		Global Equity Ratings	
2024/09/11		Aktienempfehlungen Global	
2024/09/09		Aktienempfehlungen Österreich	
2024/09/06		Equity Weekly	
2024/09/05		Global Equity Ratings	

Details

2024/05/21 10:52:15

Price

4.51 NOK

Difference ▼ -69.73% (-10.39)

General attributes

ISIN	NO0010708605
Symbol	HYARD
Exchange	London Stock Exchange
Currency	NOK
Sector	Energy / Commodities
Security type	Stock
Market cap (m)	32 EUR
Benchmark	NORWAY OSLO BORS ALL SHARE(TRG)

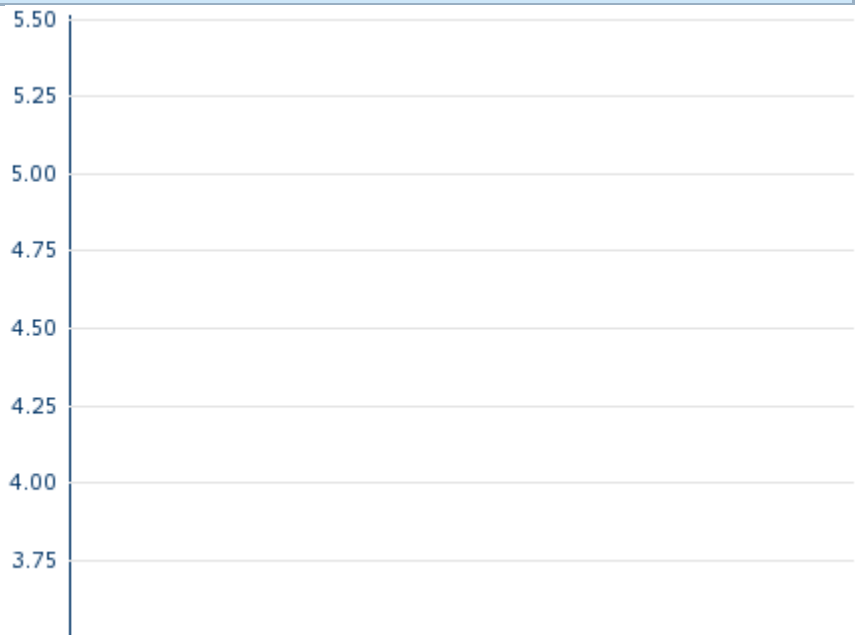
Market data

Bid (Bid size)	-
Ask (Ask size)	-
Open	4.51 NOK
High	4.51 NOK
Low	4.51 NOK
Close (prev. day)	14.90 NOK
VWAP	4.51 NOK
Volume (pcs)	400
Trading volume	1,804.00
Number of trades	1
Last size	400

Performance and Risk

	6m	1y	3y
Perf (%)	-	-	-
Perf (abs.)	-	-	-
Beta	-	-	-
Volatility	-	-	-

5y



Information about previous performance does not guarantee future performance.
Source: FactSet

Price data

Ø price 5 days Ø volume 5 days (pcs.)	- NOK (-)
Ø price 30 days Ø volume 30 days (pcs.)	- NOK (-)
Ø price 100 days Ø volume 100 days (pcs.)	- NOK (-)
Ø price 250 days Ø volume 250 days (pcs.)	- NOK (-)
YTD High date	- NOK (-)
YTD Low date	- NOK (-)
52 Weeks High date	- NOK (-)
52 Weeks Low date	- NOK (-)

All listings for EQVA ASA

Exchange	Date	Time	Price	Trading volume (mio.)	Number of trades
Stuttgart	2024/09/13	16:37	0.488 EUR	0.00	13
Munich	2024/09/13	08:12	0.546 EUR	0.00	1
London Stock Exchange	2024/05/21	10:52	4.51 NOK	0.00	1
Frankfurt	2024/09/13	08:17	0.55 EUR	0.00	2
First North	2024/01/	09:00	3.01 NOK	0.00	1

Stockholm	12						
Berlin	2024/09/13	21:43	0.538	EUR	0.00		19

Company profile

Company Logo



Company Profile

-

Contact Details

EQVA

--

Telefon: -

Fax: -

E-mail: -