

# AUTOHELLAS SA EUR0.08

ISIN: **GRS337003008** WKN: -

## Overview

2023/10/24 13:22:26

**Price**

12.94 EUR

**Difference**  0.47% (0.06)

**General attributes**

ISIN	GRS337003008
Symbol	OTOEL
Exchange	London Stock Exchange
Currency	EUR
Sector	Media / Entertainment / Recreation
Security type	Stock
Market cap (m)	621 EUR
Benchmark	GREECE

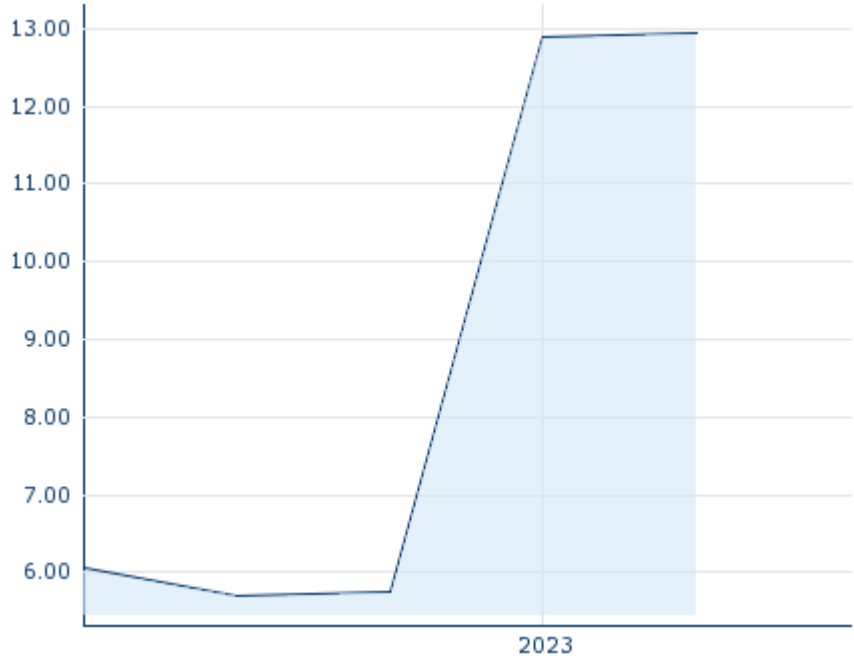
**Market data**

Bid (Bid size)	-
Ask (Ask size)	-
Open	12.94 EUR
High	12.94 EUR
Low	12.94 EUR
Close (prev. day)	12.88 EUR
VWAP	12.94 EUR
Volume (pcs)	34,331
Trading volume	444,243.14
Number of trades	1
Last size	34,331

**Futures and Options**


Related Futures	-
Related Options	-

5y



Information about previous performance does not guarantee future performance.  
**Source:** FactSet

**Recent research**

on sector		on market	
Date		Headline	Download
2024/04/29		Aktienempfehlungen Österreich	
2024/04/26		Global Equity Ratings	
2024/04/26		Aktienempfehlungen Global	
2024/04/15		Aktienempfehlungen Österreich	
2024/04/03		Global Equity Ratings	

## Details

2023/10/24 13:22:26

### Price

12.94 EUR

Difference ▲ 0.47% (0.06)

### General attributes

ISIN	GRS337003008
Symbol	OTOEL
Exchange	London Stock Exchange
Currency	EUR
Sector	Media / Entertainment / Recreation
Security type	Stock
Market cap (m)	621 EUR
Benchmark	GREECE

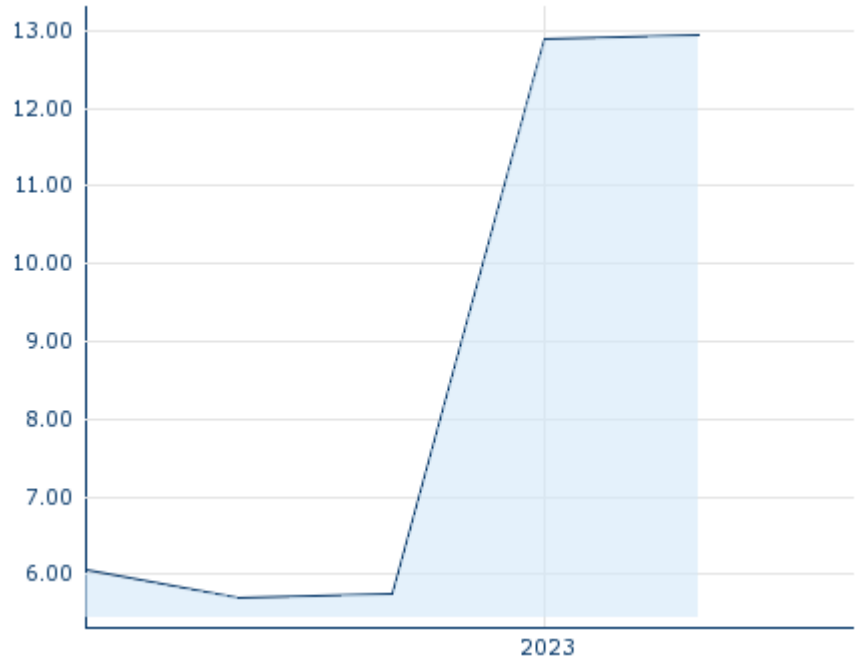
### Market data

Bid (Bid size)	-
Ask (Ask size)	-
Open	12.94 EUR
High	12.94 EUR
Low	12.94 EUR
Close (prev. day)	12.88 EUR
VWAP	12.94 EUR
Volume (pcs)	34,331
Trading volume	444,243.14
Number of trades	1
Last size	34,331

### Performance and Risk

	6m	1y	3y
Perf (%)	-	-	-
Perf (abs.)	-	-	-
Beta	0.35	0.55	0.63
Volatility	-	-	-

5y



Information about previous performance does not guarantee future performance.  
Source: FactSet

### Price data

Ø price 5 days   Ø volume 5 days (pcs.)	10.52 EUR (35,466)
Ø price 30 days   Ø volume 30 days (pcs.)	- EUR (-)
Ø price 100 days   Ø volume 100 days (pcs.)	- EUR (-)
Ø price 250 days   Ø volume 250 days (pcs.)	- EUR (-)
YTD High   date	- EUR (-)
YTD Low   date	- EUR (-)
52 Weeks High   date	- EUR (-)
52 Weeks Low   date	- EUR (-)

### Arbitrage views

Exchange	Date	Time	Price	Trading volume (mio.)	Number of trades
Stuttgart	2024/05/03	16:26	11.80 EUR	0.00	10
London Stock Exchange	2023/10/24	13:22	12.94 EUR	0.44	1
Frankfurt	2024/05/03	08:06	12.54 EUR	0.00	2
FINRA other OTC Issues	2020/07/17	20:28	6.00 USD	0.00	1
Duesseldorf	2024/05/03	08:12	12.48 EUR	0.00	3

	03						
Athens Stock Exchange	2024/05/02	16:12	12.78	EUR	0.14		107

## Company profile

### Company Logo

#### Contact Details

AUTOHELLAS S.A.

--

----

Telefon: -

Fax: -

E-mail: -

### Company Profile

-