

VIOHALCO S.A.

ISIN: **BE0974271034** WKN: -

Overview

2022/01/13 09:29:42

Price

4.6270 EUR

Difference  35.69% (1.22)

General attributes

ISIN	BE0974271034
Symbol	VIO
Exchange	London Stock Exchange
Currency	EUR
Sector	Industry
Security type	Stock
Market cap (m)	1,578 EUR
Benchmark	BEL 20 INDEX


Market data

Bid (Bid size)	-
Ask (Ask size)	-
Open	4.6270 EUR
High	4.6270 EUR
Low	4.6270 EUR
Close (prev. day)	3.41 EUR
VWAP	4.62702 EUR
Volume (pcs)	4,600
Trading volume	21,284.29
Number of trades	1
Last size	4,600

Futures and Options



Related Futures	-
Related Options	-

5y



Information about previous performance does not guarantee future performance.
Source: FactSet

Recent research

on sector		on market	
Date		Headline	Download
2024/07/12		Global Equity Ratings	
2024/07/12		Aktienempfehlungen Global	
2024/07/09		Aktienempfehlungen Österreich	
2024/06/24		Aktienempfehlungen Österreich	
2024/06/21		Global Equity Ratings	

Details

2022/01/13 09:29:42

Price

4.6270 EUR

Difference ▲ 35.69% (1.22)

General attributes

ISIN	BE0974271034
Symbol	VIO
Exchange	London Stock Exchange
Currency	EUR
Sector	Industry
Security type	Stock
Market cap (m)	1,578 EUR
Benchmark	BEL 20 INDEX

Market data

Bid (Bid size)	-
Ask (Ask size)	-
Open	4.6270 EUR
High	4.6270 EUR
Low	4.6270 EUR
Close (prev. day)	3.41 EUR
VWAP	4.62702 EUR
Volume (pcs)	4,600
Trading volume	21,284.29
Number of trades	1
Last size	4,600

Performance and Risk

	6m	1y	3y
Perf (%)	-	-	-
Perf (abs.)	-	-	-
Beta	0.65	0.76	0.90
Volatility	-	-	-

5y



Information about previous performance does not guarantee future performance.
Source: FactSet

Price data

Ø price 5 days Ø volume 5 days (pcs.)	- EUR (-)
Ø price 30 days Ø volume 30 days (pcs.)	- EUR (-)
Ø price 100 days Ø volume 100 days (pcs.)	- EUR (-)
Ø price 250 days Ø volume 250 days (pcs.)	- EUR (-)
YTD High date	- EUR (-)
YTD Low date	- EUR (-)
52 Weeks High date	- EUR (-)
52 Weeks Low date	- EUR (-)

All listings for VIOHALCO S.A.

Exchange 📍	Date	Time	Price	Trading volume (mio.)	Number of trades
Stuttgart	2024/07/12	16:28	6.01 EUR	0.00	10
Munich	2024/07/12	08:26	6.08 EUR	0.00	1
London Stock Exchange	2022/01/13	09:29	4.6270 EUR	0.02	1
Frankfurt	2024/07/12	08:08	6.07 EUR	0.00	2
Euronext Brussels	2024/07/12	17:35	6.08 EUR	0.00	3

	12					
Duesseldorf	2024/07/ 12	08:11	6.05 EUR	0.00		3
Berlin	2024/07/ 12	08:26	6.07 EUR	0.00		3
Athens Stock Exchange	2024/07/ 12	16:14	6.09 EUR	0.57		294

Company profile

Company Logo



Company Profile

-

Contact Details

VIOHALCO

--

Marnix Avenue 30 1000 Brussels

Telefon: +32 2 224 09 11

Fax: -

E-mail: info@viohalco.com