

## S.N. NUCLEARELECTRICA S.A. RON10

ISIN: ROSNNEACNOR8 WKN: -

## Overview

2018/05/22 17:36:25

Price  
8.12 RONDifference  -0.85% (-0.07)

## General attributes

ISIN	ROSNNEACNOR8
Symbol	SNN
Exchange	London Stock Exchange
Currency	RON
Sector	-
Security type	Stock
Market cap (m)	2,851 EUR
Benchmark	MSCI WORLD INDEX (STRD, UHD)

## Market data

Bid (Bid size)	-
Ask (Ask size)	-
Open	8.12 RON
High	8.12 RON
Low	8.12 RON
Close (prev. day)	8.1893 RON
VWAP	-
Volume (pcs)	-
Trading volume	-
Number of trades	1
Last size	-

## Futures and Options

Related Futures	-
Related Options	-






5y

Chart  
not available

Information about previous performance does not guarantee future performance.  
Source: FactSet

## Recent research

on market

Date		Headline	Download
2024/07/03		Global Strategy 3Q 2024	
2024/07/03		Global Strategy 3Q 2024	
2024/03/26		Global Strategy 2Q 2024	
2024/03/26		Global Strategy 2Q 2024	
2024/01/09		Global Strategy 1Q 2024	

## Details

2018/05/22 17:36:25

Price  
8.12 RONDifference  -0.85% (-0.07)

## General attributes

ISIN	ROSNNEACNOR8
Symbol	SNN
Exchange	London Stock Exchange
Currency	RON
Sector	-
Security type	Stock
Market cap (m)	2,851 EUR
Benchmark	MSCI WORLD INDEX (STRD, UHD)

## Market data

Bid (Bid size)	-
Ask (Ask size)	-
Open	8.12 RON
High	8.12 RON
Low	8.12 RON
Close (prev. day)	8.1893 RON
VWAP	-
Volume (pcs)	-
Trading volume	-
Number of trades	1
Last size	-

## Performance and Risk

	6m	1y	3y
Perf (%)	-	-	-
Perf (abs.)	-	-	-
Beta	0.15	0.19	0.40
Volatility	15.37	15.37	15.37

5y

Chart  
not available

Information about previous performance does not guarantee future performance.  
Source: FactSet

## Price data

Ø price 5 days   Ø volume 5 days (pcs.)	8.27 RON (0)
Ø price 30 days   Ø volume 30 days (pcs.)	8.23 RON (0)
Ø price 100 days   Ø volume 100 days (pcs.)	- RON (0)
Ø price 250 days   Ø volume 250 days (pcs.)	- RON (0)
YTD High   date	8.44 RON (2018/03/22)
YTD Low   date	7.20 RON (2018/01/02)
52 Weeks High   date	8.44 RON (2018/03/22)
52 Weeks Low   date	7.11 RON (2017/12/14)

## All listings for S.N. NUCLEARELECTRICA S.A. RON10

Exchange 	Date	Time	Price	Trading volume (mio.)	Number of trades
London Stock Exchange	2018/05/22	17:36	8.12 RON	0.00	1
Bucharest Stock Exchange	2024/08/13	16:57	47.00 RON	1.88	328

## Company profile

### Company Logo

#### Contact Details

S.N. NUCLEARELECTRICA S.A.

--

----

Telefon: -

Fax: -

E-mail: -

### Company Profile

-