

# ABLIVA AB

ISIN: **SE0002575340** WKN: -

## Overview

2021/04/06 16:07:28

**Price**  
0.7665 SEK

**Difference**  -16.44% (-0.15)

### General attributes

ISIN	SE0002575340
Symbol	ABLI
Exchange	London Stock Exchange
Currency	SEK
Sector	Chemical / Pharmaceutical / Health
Security type	Stock
Market cap (m)	26 EUR
Benchmark	OMX STOCKHOLM 30 INDEX

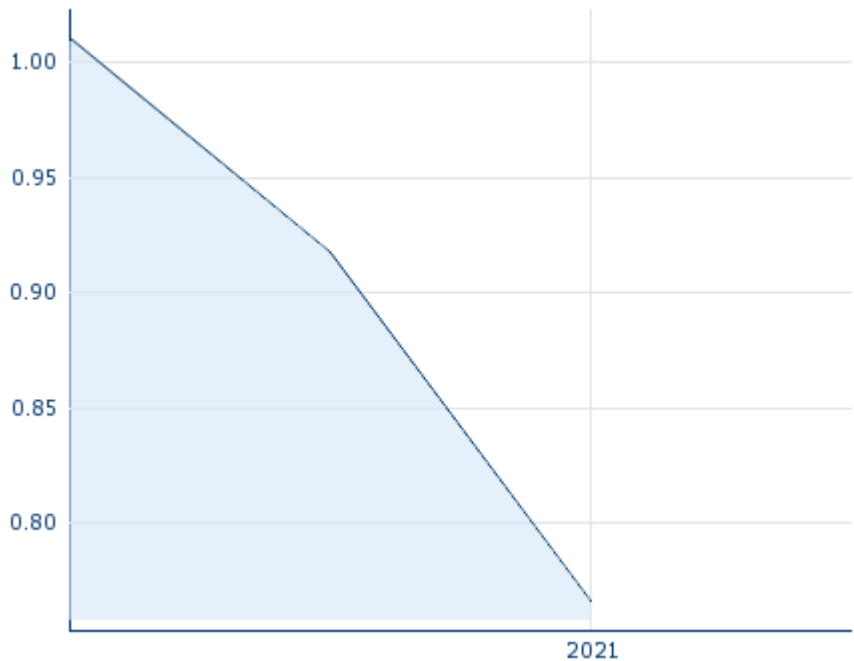
### Market data

Bid (Bid size)	-
Ask (Ask size)	-
Open	0.7665 SEK
High	0.7855 SEK
Low	0.7855 SEK
Close (prev. day)	0.9172 SEK
VWAP	0.766457 SEK
Volume (pcs)	2,854
Trading volume	2,187.62
Number of trades	1
Last size	2,854

### Futures and Options







Related Futures	-
Related Options	-

5y



Information about previous performance does not guarantee future performance.  
Source: FactSet

### Recent research

on sector			
Date		Headline	Download
2024/09/13		Equity Weekly	
2024/09/11		Global Equity Ratings	
2024/09/11		Aktienempfehlungen Global	
2024/09/09		Aktienempfehlungen Österreich	
2024/09/05		Global Equity Ratings	

# Details

2021/04/06 16:07:28

**Price**  
0.7665 SEK

**Difference** ▼ -16.44% (-0.15)

## General attributes

ISIN	SE0002575340
Symbol	ABLI
Exchange	London Stock Exchange
Currency	SEK
Sector	Chemical / Pharmaceutical / Health
Security type	Stock
Market cap (m)	26 EUR
Benchmark	OMX STOCKHOLM 30 INDEX

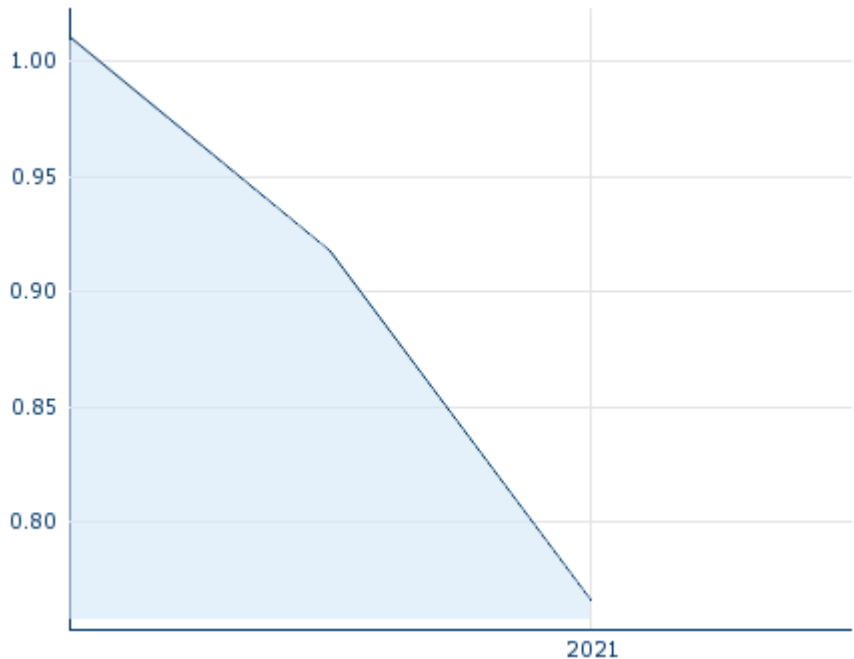
## Market data

Bid (Bid size)	-
Ask (Ask size)	-
Open	0.7665 SEK
High	0.7855 SEK
Low	0.7855 SEK
Close (prev. day)	0.9172 SEK
VWAP	0.766457 SEK
Volume (pcs)	2,854
Trading volume	2,187.62
Number of trades	1
Last size	2,854

## Performance and Risk

	6m	1y	3y
Perf (%)	-	-	-
Perf (abs.)	-	-	-
Beta	-	-	-
Volatility	-	-	-

5y



Information about previous performance does not guarantee future performance.  
Source: FactSet

## Price data

Ø price 5 days   Ø volume 5 days (pcs.)	- SEK (-)
Ø price 30 days   Ø volume 30 days (pcs.)	- SEK (-)
Ø price 100 days   Ø volume 100 days (pcs.)	- SEK (-)
Ø price 250 days   Ø volume 250 days (pcs.)	- SEK (115)
YTD High   date	- SEK (-)
YTD Low   date	- SEK (-)
52 Weeks High   date	- SEK (-)
52 Weeks Low   date	- SEK (-)

## All listings for ABLIVA AB

Exchange	Date	Time	Price	Trading volume (mio.)	Number of trades
Stuttgart	2024/09/13	09:00	0.0149 EUR	0.00	4
Nasdaq Stockholm	2024/09/13	18:00	0.1848 SEK	0.13	80
London Stock Exchange	2021/04/06	16:07	0.7665 SEK	0.00	1
Frankfurt	2024/09/13	12:04	0.0153 EUR	0.00	3
FINRA other OTC	2024/05/	15:31	0.01 USD	0.00	1

Issues	20						
Berlin	2024/09/13	17:00	0.0174	EUR	0.00		12

## Company profile

### Company Logo



### Company Profile

-

### Contact Details

ABLIVA

--

Biomedical Center, Sölvegatan 19 221 84  
Lund

Telefon: + 46 (0)46 288 01 10

Fax: + 46 (0)46 888 83 48

E-mail: [info@neurovive.se](mailto:info@neurovive.se)