

# TERNA ENERGY SA

ISIN: **GRS496003005** WKN: -

## Overview

2024/07/16 16:00:00

**Price**  
7.34 EUR

**Difference**  0.00% (0.00)

### General attributes

ISIN	GRS496003005
Symbol	TENERGY
Exchange	London Stock Exchange European Trade Reporting
Currency	EUR
Sector	Utilities
Security type	Stock
Market cap (m)	2,618 EUR
Benchmark	GREECE

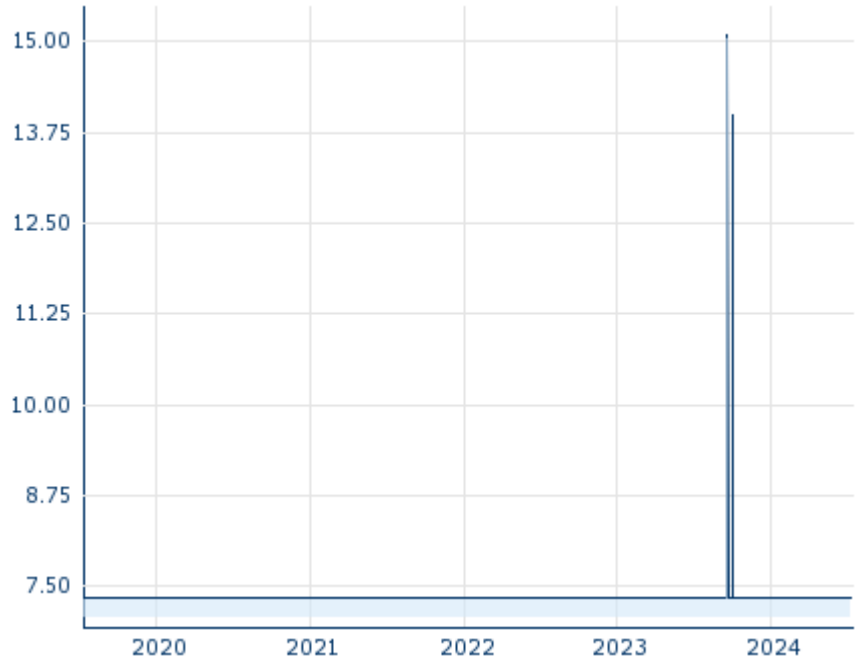
### Market data

Bid (Bid size)	-
Ask (Ask size)	-
Open	7.34 EUR
High	7.34 EUR
Low	7.34 EUR
Close (prev. day)	7.34 EUR
VWAP	14.00 EUR
Volume (pcs)	-
Trading volume	-
Number of trades	1
Last size	-

### Futures and Options






Related Futures	-
Related Options	-

5y



Information about previous performance does not guarantee future performance.  
Source: FactSet

### Recent research

on sector		on market	
Date		Headline	Download
2024/07/15		Aktienempfehlungen Global	
2024/07/12		Global Equity Ratings	
2024/07/09		Aktienempfehlungen Österreich	
2024/06/24		Aktienempfehlungen Österreich	
2024/06/21		Global Equity Ratings	

## Details

2024/07/16 16:00:00

**Price**

7.34 EUR

**Difference** ➔ 0.00% (0.00)

**General attributes**

ISIN	GRS496003005
Symbol	TENERGY
Exchange	London Stock Exchange European Trade Reporting
Currency	EUR
Sector	Utilities
Security type	Stock
Market cap (m)	2,618 EUR
Benchmark	GREECE

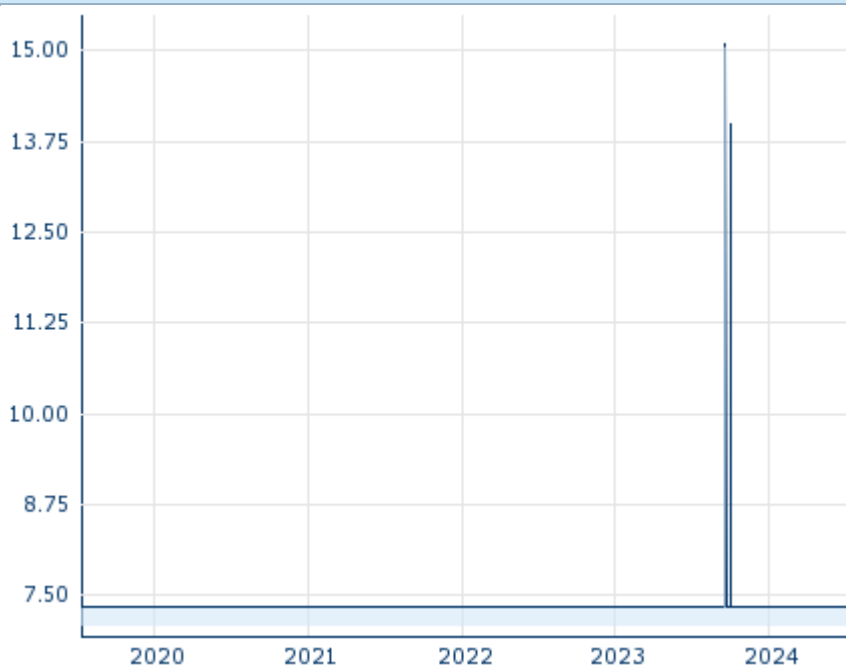
**Market data**

Bid (Bid size)	-
Ask (Ask size)	-
Open	7.34 EUR
High	7.34 EUR
Low	7.34 EUR
Close (prev. day)	7.34 EUR
VWAP	14.00 EUR
Volume (pcs)	-
Trading volume	-
Number of trades	1
Last size	-

**Performance and Risk**

	6m	1y	3y
Perf (%)	+0.00%	+0.00%	+0.00%
Perf (abs.)	+0.00	+0.00	+0.00
Beta	0.76	0.78	0.70
Volatility	0.00	137.93	79.79

5y



Information about previous performance does not guarantee future performance.  
Source: FactSet

**Price data**

Ø price 5 days   Ø volume 5 days (pcs.)	7.34 EUR (0)
Ø price 30 days   Ø volume 30 days (pcs.)	7.34 EUR (0)
Ø price 100 days   Ø volume 100 days (pcs.)	7.34 EUR (0)
Ø price 250 days   Ø volume 250 days (pcs.)	7.40 EUR (454)
YTD High   date	7.34 EUR (2024/01/02)
YTD Low   date	7.34 EUR (2024/01/02)
52 Weeks High   date	15.09 EUR (2023/09/21)
52 Weeks Low   date	7.34 EUR (2023/07/17)

**All listings for TERNA ENERGY SA**

Exchange	Date	Time	Price	Trading volume (mio.)	Number of trades
Stuttgart	2024/07/17	08:03	18.94 EUR	0.00	1
Munich	2024/07/17	08:18	19.36 EUR	0.00	1
London Stock Exchange European Trade Reporting	2024/07/16	16:00	7.34 EUR	0.00	1
Hanover	2024/07/17	08:06	18.94 EUR	0.00	1
Frankfurt	2024/07/17	08:23	18.94 EUR	0.00	1

	07/17						
FINRA other OTC Issues	2021/ 10/28	19:08	13.64	USD	0.00		1
Duesseldorf	2024/ 07/17	08:11	18.84	EUR	0.00		1
Berlin	2024/ 07/17	08:19	19.04	EUR	0.00		1
Athens Stock Exchange	2024/ 07/17	13:27	19.29	EUR	2.80		304

## Company profile

### Company Logo



### Company Profile

-

### Contact Details

TERNA ENERGY SA

--

Messogeion 85 11526 Athen

Telefon: +30 210 6968300

Fax: +30 210 6968096

E-mail: [info@terna-energy.gr](mailto:info@terna-energy.gr)