

## NCC AB SER. A

ISIN: SE0000118952

WKN: 4645731

## Overview

2023/06/29 17:36:49

Price

96.40 SEK

Difference  -21.63% (-26.60)

## General attributes

ISIN	SE0000118952
Symbol	NCC A
Exchange	London Stock Exchange
Currency	SEK
Sector	Construction
Security type	Stock
Market cap (m)	1,415 EUR
Benchmark	OMX STOCKHOLM 30 INDEX

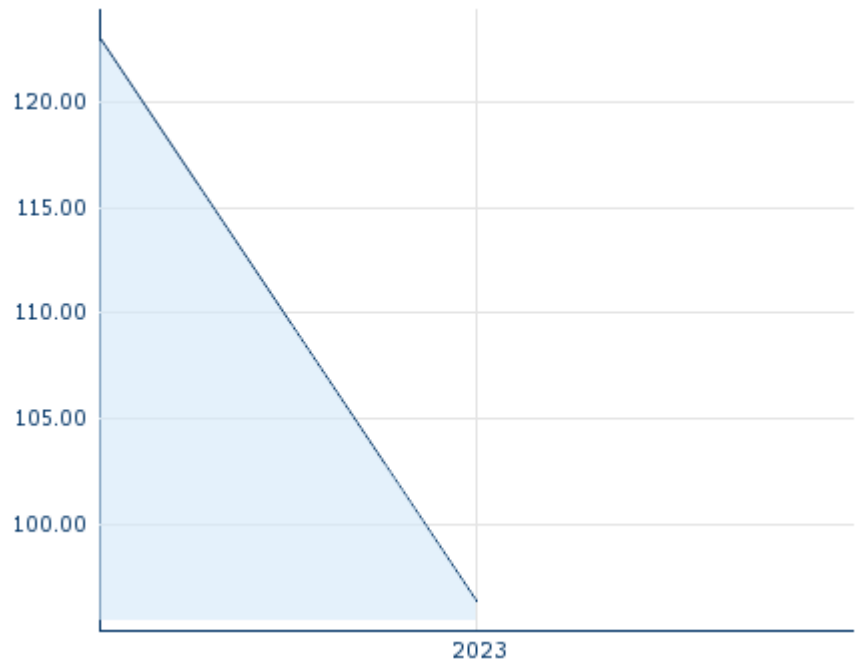
## Market data

Bid (Bid size)	-
Ask (Ask size)	-
Open	96.40 SEK
High	96.40 SEK
Low	96.40 SEK
Close (prev. day)	123.00 SEK
VWAP	96.40 SEK
Volume (pcs)	19
Trading volume	1,831.60
Number of trades	1
Last size	19

## Futures and Options

Related Futures	-
Related Options	-


5y



Information about previous performance does not guarantee future performance.

Source: FactSet

## Recent research

on sector	Date	Headline	Download
	2024/09/11	 Global Equity Ratings	
	2024/09/11	 Aktienempfehlungen Global	
	2024/09/09	 Aktienempfehlungen Österreich	
	2024/09/06	 Equity Weekly	
	2024/09/05	 Global Equity Ratings	

## Details

2023/06/29 17:36:49

## Price

96.40 SEK

Difference 📉 -21.63% (-26.60)

## General attributes

ISIN	SE0000118952
Symbol	NCC A
Exchange	London Stock Exchange
Currency	SEK
Sector	Construction
Security type	Stock
Market cap (m)	1,415 EUR
Benchmark	OMX STOCKHOLM 30 INDEX

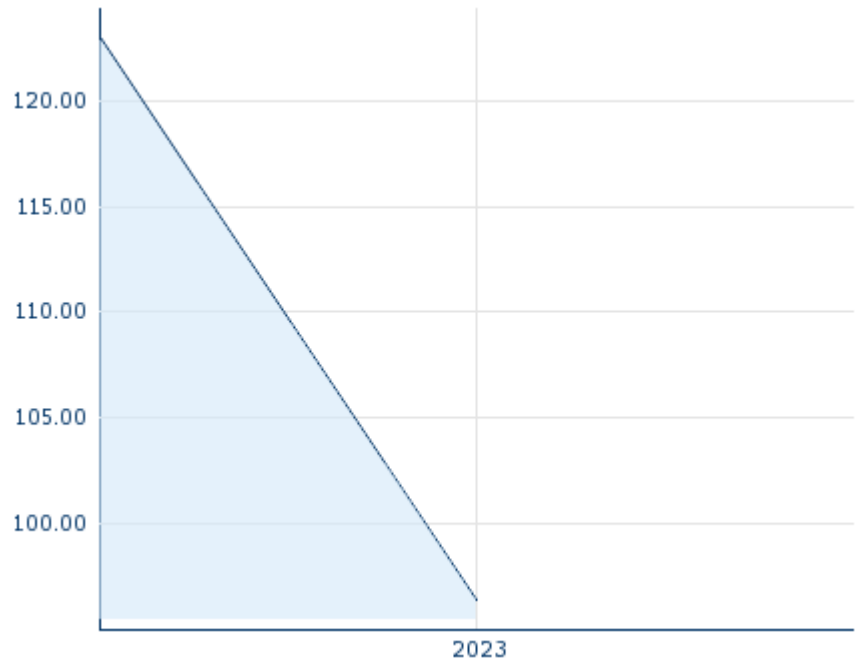
## Market data

Bid (Bid size)	-
Ask (Ask size)	-
Open	96.40 SEK
High	96.40 SEK
Low	96.40 SEK
Close (prev. day)	123.00 SEK
VWAP	96.40 SEK
Volume (pcs)	19
Trading volume	1,831.60
Number of trades	1
Last size	19

## Performance and Risk

	6m	1y	3y
Perf (%)	-21.63%	-	-40.86%
Perf (abs.)	-26.60	-	-66.60
Beta	-	-	-
Volatility	-	42.87	42.87

5y



Information about previous performance does not guarantee future performance.

Source: FactSet

## Price data

Ø price 5 days   Ø volume 5 days (pcs.)	141.08 SEK (17)
Ø price 30 days   Ø volume 30 days (pcs.)	155.56 SEK (3)
Ø price 100 days   Ø volume 100 days (pcs.)	158.07 SEK (2)
Ø price 250 days   Ø volume 250 days (pcs.)	- SEK (2)
YTD High   date	96.40 SEK (2023/06/29)
YTD Low   date	96.40 SEK (2023/06/29)
52 Weeks High   date	123.00 SEK (2022/07/05)
52 Weeks Low   date	96.40 SEK (2023/06/29)

## All listings for NCC AB SER. A

Exchange	Date	Time	Price	Trading volume (mio.)	Number of trades
Nasdaq Stockholm	2024/09/13	18:00	161.50 SEK	0.07	29
London Stock Exchange	2023/06/29	17:36	96.40 SEK	0.00	1
Berlin	2024/09/13	21:43	14.25 EUR	0.00	19

## Company profile

### Company Logo



### Contact Details

NCC AB

--

----

Telefon: -

Fax: -

E-mail: -

### Company Profile

-

#### Members of Management Board

Tomas Carlsson Chairman of Managing Board

Ann-Marie Hedbeck Member of Executive Committee

Catarina Molén-Runnäs Member of Executive Committee

Henrik Landelius Member of Executive Committee

Joachim Holmberg Member of Executive Committee

Kenneth Nilsson Member of Executive Committee

Klaus Kaae Member of Executive Committee

Maria Grimberg Member of Executive Committee

Marie Reifeldt Member of Executive Committee

Susanne Lithander Member of Executive Committee

Ylva Lagesson Member of Executive Committee

#### Board of directors

Alf Göran Göransson Chairman of Supervisory Board

Bengt Göransson Member of Supervisory Board

Birgit Wøidemann Nørgaard Member of Supervisory Board

Cecilia Fasth Member of Supervisory Board

Daniel Kjørberg Siraj Member of Supervisory Board

Harald Stjernström Member of Supervisory Board

Karl-Gunnar Sivertsson Member of Supervisory Board

Karl-Johan Andersson Member of Supervisory Board

Mats Åke Jönsson Member of Supervisory Board

Simon de Chateau Member of Supervisory Board

Thomas Gustafsson Member of Supervisory Board