

GYLDENDAL B A/S

ISIN: **DK0010247600** WKN: -

Overview

2018/05/18 18:03:54

Price

454.00 DKK

Difference  -0.44% (-2.00)

General attributes

ISIN	DK0010247600
Symbol	GYLD B
Exchange	London Stock Exchange
Currency	DKK
Sector	Media / Entertainment / Recreation
Security type	Stock
Market cap (m)	102 EUR
Benchmark	OMX COPENHAGEN 20

Market data

Bid (Bid size)	-
Ask (Ask size)	-
Open	454.00 DKK
High	454.00 DKK
Low	454.00 DKK
Close (prev. day)	456.00 DKK
VWAP	-
Volume (pcs)	-
Trading volume	-
Number of trades	1
Last size	-

Futures and Options










Related Futures	-
Related Options	-

5y

Chart
not available

Information about previous performance does not guarantee future performance.
Source: FactSet

Recent research

on sector			
Date		Headline	Download
2024/04/26		Global Equity Ratings	
2024/04/26		Aktienempfehlungen Global	
2024/04/15		Aktienempfehlungen Österreich	
2024/04/03		Global Equity Ratings	
2024/04/03		Aktienempfehlungen Global	

Details

2018/05/18 18:03:54

Price

454.00 DKK

Difference  -0.44% (-2.00)

General attributes

ISIN	DK0010247600
Symbol	GYLD B
Exchange	London Stock Exchange
Currency	DKK
Sector	Media / Entertainment / Recreation
Security type	Stock
Market cap (m)	102 EUR
Benchmark	OMX COPENHAGEN 20

Market data

Bid (Bid size)	-
Ask (Ask size)	-
Open	454.00 DKK
High	454.00 DKK
Low	454.00 DKK
Close (prev. day)	456.00 DKK
VWAP	-
Volume (pcs)	-
Trading volume	-
Number of trades	1
Last size	-

Performance and Risk

	6m	1y	3y
Perf (%)	-	-	-
Perf (abs.)	-	-	-
Beta	-0.02	-0.13	0.05
Volatility	60.23	60.23	60.23

5y

Chart
not available

Information about previous performance does not guarantee future performance.
Source: FactSet

Price data

Ø price 5 days Ø volume 5 days (pcs.)	451.60 DKK (0)
Ø price 30 days Ø volume 30 days (pcs.)	458.13 DKK (0)
Ø price 100 days Ø volume 100 days (pcs.)	- DKK (0)
Ø price 250 days Ø volume 250 days (pcs.)	- DKK (0)
YTD High date	488.00 DKK (2018/04/12)
YTD Low date	400.00 DKK (2018/02/20)
52 Weeks High date	488.00 DKK (2018/04/12)
52 Weeks Low date	400.00 DKK (2018/02/20)

Arbitrage views

Exchange 	Date	Time	Price	Trading volume (mio.)	Number of trades
Nasdaq Copenhagen	2024/04/24	12:58	318.00 DKK	0.01	3
London Stock Exchange	2018/05/18	18:03	454.00 DKK	0.00	1

Company profile

Company Logo

Contact Details

GYLDENDAL A

--

Telefon: -

Fax: -

E-mail: -

Company Profile

-