

RABA JARMUIPARI HOLDING NYRT

ISIN: HU0000073457 WKN: 5377572

Overview

2018/05/21 17:59:22

Price

1,390.00 HUF

Difference  -0.71% (-10.00)

General attributes

ISIN	HU0000073457
Symbol	RABA
Exchange	London Stock Exchange
Currency	HUF
Sector	Industry
Security type	Stock
Market cap (m)	45 EUR
Benchmark	HUNGARY BUX

Market data

Bid (Bid size)	-
Ask (Ask size)	-
Open	1,390.00 HUF
High	1,390.00 HUF
Low	1,390.00 HUF
Close (prev. day)	1,400.00 HUF
VWAP	-
Volume (pcs)	-
Trading volume	-
Number of trades	1
Last size	-

Futures and Options










Related Futures	6
Related Options	-

5y

Chart
not available

Information about previous performance does not guarantee future performance.
Source: FactSet

Recent research

on sector		on market	
Date		Headline	Download
2024/07/26		Equity Weekly	
2024/07/24		Global Equity Ratings	
2024/07/24		Aktienempfehlungen Global	
2024/07/15		Aktienempfehlungen Global	
2024/07/12		Global Equity Ratings	

Details

2018/05/21 17:59:22

Price

1,390.00 HUF

Difference  -0.71% (-10.00)

General attributes

ISIN	HU0000073457
Symbol	RABA
Exchange	London Stock Exchange
Currency	HUF
Sector	Industry
Security type	Stock
Market cap (m)	45 EUR
Benchmark	HUNGARY BUX

Market data

Bid (Bid size)	-
Ask (Ask size)	-
Open	1,390.00 HUF
High	1,390.00 HUF
Low	1,390.00 HUF
Close (prev. day)	1,400.00 HUF
VWAP	-
Volume (pcs)	-
Trading volume	-
Number of trades	1
Last size	-

Performance and Risk

	6m	1y	3y
Perf (%)	-	-	-
Perf (abs.)	-	-	-
Beta	-0.05	0.08	0.24
Volatility	34.10	34.10	34.10

5y

Chart
not available

Information about previous performance does not guarantee future performance.
Source: FactSet

Price data

Ø price 5 days Ø volume 5 days (pcs.)	1,373.00 HUF (0)
Ø price 30 days Ø volume 30 days (pcs.)	1,384.67 HUF (0)
Ø price 100 days Ø volume 100 days (pcs.)	- HUF (0)
Ø price 250 days Ø volume 250 days (pcs.)	- HUF (0)
YTD High date	1,515.00 HUF (2018/03/02)
YTD Low date	1,233.00 HUF (2018/01/02)
52 Weeks High date	1,515.00 HUF (2018/03/02)
52 Weeks Low date	1,232.00 HUF (2017/12/29)

All listings for RABA JARMUIPARI HOLDING NYRT

Exchange 	Date	Time	Price	Trading volume (mio.)	Number of trades
Stuttgart	2024/07/26	08:17	3.18 EUR	0.00	3
Munich	2024/07/26	08:04	3.46 EUR	0.00	1
London Stock Exchange	2018/05/21	17:59	1,390.00 HUF	0.00	1
Frankfurt	2024/07/26	08:03	3.13 EUR	0.00	2
Budapest Stock	2024/07/26	17:19	1,305.00 HUF	4.22	12

Exchange	26					
Berlin	2024/07/25	08:04	3.12 EUR	0.00		3

Company profile

Company Logo



Contact Details

RÁBA AUTOMOTIVE GROUP NYRT.

--

Martin u. 1. HU-9027 Gyor

Telefon: +36-96-622-600

Fax: +36-96-624-6

E-mail: adam.steszli@raba.hu

Company Profile

-

Members of Management Board

Béla Hetzmann Chairman of Managing Board

Attila Deák Member of Executive Committee

János Torma Member of Executive Committee

László Urbányi Member of Executive Committee

Roland Fehér Member of Executive Committee

Zoltán Váradi Member of Executive Committee

Ádám Steszli Member of Executive Committee

Board of directors

László Palkovics Chairman of Supervisory Board

Sandor Jozsef Szabo Member of Supervisory Board

Zsolt Harmath Member of Supervisory Board