

BONG AB

ISIN: SE0000396061

WKN: 4120584

Overview

2018/05/21 17:59:21

5y

Price

1.16 SEK

Difference  -2.52% (-0.03)

General attributes

ISIN	SE0000396061
Symbol	BONG
Exchange	London Stock Exchange
Currency	SEK
Sector	Commerce
Security type	Stock
Market cap (m)	15 EUR
Benchmark	OMX STOCKHOLM 30 INDEX

Market data

Bid (Bid size)	-
Ask (Ask size)	-
Open	1.16 SEK
High	1.16 SEK
Low	1.16 SEK
Close (prev. day)	1.19 SEK
VWAP	-
Volume (pcs)	-
Trading volume	-
Number of trades	1
Last size	-











Futures and Options

Related Futures	-
Related Options	-

Chart
not available

Information about previous performance does not guarantee future performance.
Source: FactSet

Recent research

on sector			
Date		Headline	Download
2024/04/26		Aktienempfehlungen Global	
2024/04/03		Global Equity Ratings	
2024/04/03		Aktienempfehlungen Global	
2024/03/13		Global Equity Ratings	
2024/03/13		Aktienempfehlungen Global	

Details

2018/05/21 17:59:21

Price

1.16 SEK

Difference  -2.52% (-0.03)

General attributes

ISIN	SE0000396061
Symbol	BONG
Exchange	London Stock Exchange
Currency	SEK
Sector	Commerce
Security type	Stock
Market cap (m)	15 EUR
Benchmark	OMX STOCKHOLM 30 INDEX

Market data

Bid (Bid size)	-
Ask (Ask size)	-
Open	1.16 SEK
High	1.16 SEK
Low	1.16 SEK
Close (prev. day)	1.19 SEK
VWAP	-
Volume (pcs)	-
Trading volume	-
Number of trades	1
Last size	-

Performance and Risk

	6m	1y	3y
Perf (%)	-	-	-
Perf (abs.)	-	-	-
Beta	-0.46	-0.16	0.13
Volatility	-	-	-

5y

Chart
not available

Information about previous performance does not guarantee future performance.
Source: FactSet

Price data

Ø price 5 days Ø volume 5 days (pcs.)	1.22 SEK (0)
Ø price 30 days Ø volume 30 days (pcs.)	1.29 SEK (0)
Ø price 100 days Ø volume 100 days (pcs.)	1.11 SEK (0)
Ø price 250 days Ø volume 250 days (pcs.)	- SEK (0)
YTD High date	1.40 SEK (2018/04/26)
YTD Low date	0.92 SEK (2018/01/12)
52 Weeks High date	1.40 SEK (2018/04/26)
52 Weeks Low date	0.92 SEK (2017/12/14)

Arbitrage views

Exchange 	Date	Time	Price	Trading volume (mio.)	Number of trades
Nasdaq Stockholm	2024/04/26	10:14	0.854 SEK	0.00	4
London Stock Exchange	2018/05/21	17:59	1.16 SEK	0.00	1
Frankfurt	2024/04/26	09:15	0.062 EUR	0.00	2

Company profile

Company Logo

Contact Details

BONG LJUNGAHL

--

Telefon: -

Fax: -

E-mail: -

Company Profile

-