

## FOURLIS HLDG EUR1.00

ISIN: **GRS096003009** WKN: -

## Overview

2024/02/15 11:15:23

Price

4.0941 EUR

Difference  -0.11% (-0.00)

## General attributes

ISIN	GRS096003009
Symbol	FOYRK
Exchange	London Stock Exchange
Currency	EUR
Sector	Consumer Products
Security type	Stock
Market cap (m)	208 EUR
Benchmark	GREECE

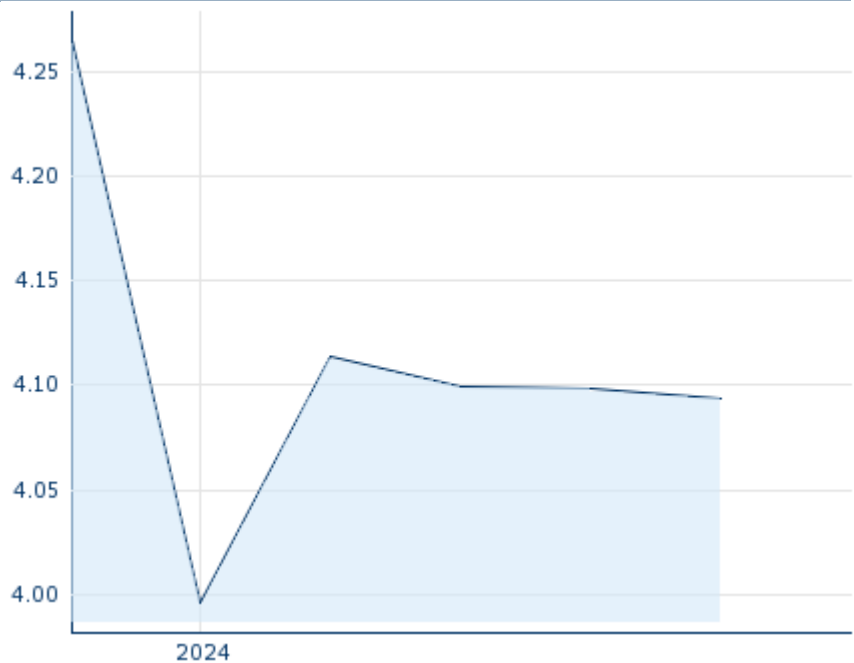
## Market data

Bid (Bid size)	-
Ask (Ask size)	-
Open	4.0941 EUR
High	4.0941 EUR
Low	4.0941 EUR
Close (prev. day)	4.0988 EUR
VWAP	4.0941 EUR
Volume (pcs)	7,127
Trading volume	29,178.65
Number of trades	1
Last size	7,127

## Futures and Options

Related Futures	-
Related Options	-








5y



Information about previous performance does not guarantee future performance.

Source: FactSet

## Recent research

on sector		on market	
Date		Headline	Download
2024/09/11		Global Equity Ratings	
2024/09/11		Aktienempfehlungen Global	
2024/09/09		Aktienempfehlungen Österreich	
2024/09/05		Global Equity Ratings	
2024/09/05		Aktienempfehlungen Global	

## Details

2024/02/15 11:15:23

## Price

4.0941 EUR

Difference ▼ -0.11% (-0.00)

## General attributes

ISIN	GRS096003009
Symbol	FOYRK
Exchange	London Stock Exchange
Currency	EUR
Sector	Consumer Products
Security type	Stock
Market cap (m)	208 EUR
Benchmark	GREECE

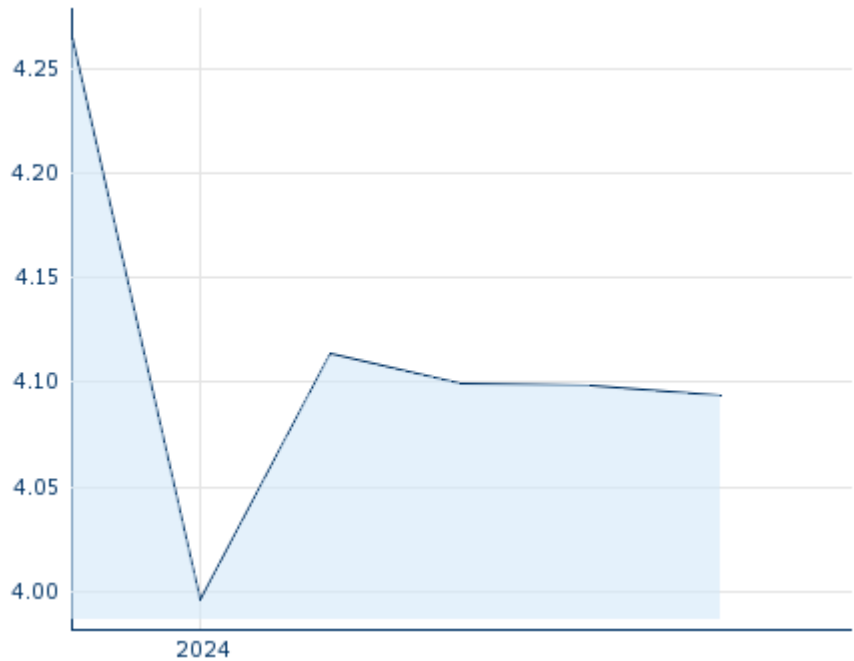
## Market data

Bid (Bid size)	-
Ask (Ask size)	-
Open	4.0941 EUR
High	4.0941 EUR
Low	4.0941 EUR
Close (prev. day)	4.0988 EUR
VWAP	4.0941 EUR
Volume (pcs)	7,127
Trading volume	29,178.65
Number of trades	1
Last size	7,127

## Performance and Risk

	6m	1y	3y
Perf (%)	-	-	-
Perf (abs.)	-	-	-
Beta	-	-	-
Volatility	-	-	55.25

5y



Information about previous performance does not guarantee future performance.  
Source: FactSet

## Price data

Ø price 5 days   Ø volume 5 days (pcs.)	- EUR (-)
Ø price 30 days   Ø volume 30 days (pcs.)	- EUR (-)
Ø price 100 days   Ø volume 100 days (pcs.)	- EUR (-)
Ø price 250 days   Ø volume 250 days (pcs.)	- EUR (-)
YTD High   date	- EUR (-)
YTD Low   date	- EUR (-)
52 Weeks High   date	- EUR (-)
52 Weeks Low   date	- EUR (-)

## All listings for FOURLIS HLDG EUR1.00

Exchange	Date	Time	Price	Trading volume (mio.)	Number of trades
Stuttgart	2024/09/17	08:12	3.95 EUR	0.00	1
Munich	2024/09/17	08:08	3.88 EUR	0.00	1
London Stock Exchange	2024/02/15	11:15	4.0941 EUR	0.03	1
Frankfurt	2024/09/17	08:01	3.915 EUR	0.00	1
Duesseldorf	2024/09/17	08:12	3.89 EUR	0.00	1

	17					
Athens Stock Exchange	2024/09/16	16:12	3.99 EUR	0.07		103

## Company profile

### Company Logo



### Company Profile

-

### Contact Details

FOURLIS HLDG

--

KIFISIAS AVE 340 15451 KIFISSIA

Telefon: +30 (210) 6293000

Fax: +30 (210)-6293205

E-mail: mail@fourlis.gr