

NEDAP NED. APPARATENFABRIEK

ISIN: NL0000371243 WKN: 000037124

Overview

2022/10/17 17:35:41

Price

54.60 EUR

Difference  -12.08% (-7.50)

General attributes

ISIN	NL0000371243
Symbol	NEDAP
Exchange	London Stock Exchange
Currency	EUR
Sector	IT-Technology
Security type	Stock
Market cap (m)	413 EUR
Benchmark	AMSTERDAM EXCHANGES INDEX

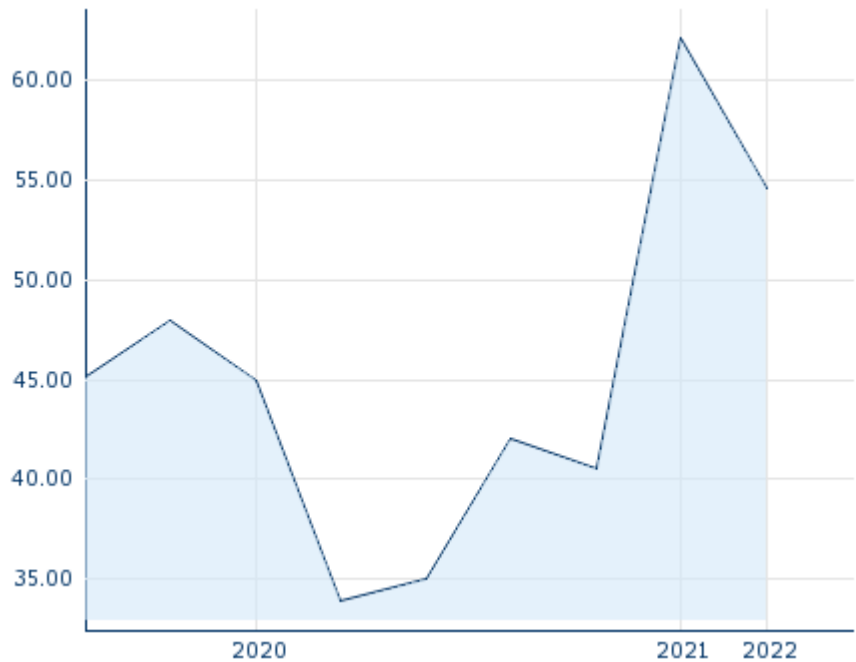
Market data

Bid (Bid size)	-
Ask (Ask size)	-
Open	54.60 EUR
High	54.60 EUR
Low	54.60 EUR
Close (prev. day)	62.10 EUR
VWAP	54.60 EUR
Volume (pcs)	5,000
Trading volume	273,000.00
Number of trades	1
Last size	5,000

Futures and Options


Related Futures	-
Related Options	-

5y



Information about previous performance does not guarantee future performance.
Source: FactSet

Recent research

on sector		on market	
Date		Headline	Download
2024/07/12		Global Equity Ratings	
2024/07/12		Aktienempfehlungen Global	
2024/07/09		Aktienempfehlungen Österreich	
2024/07/05		Equity Weekly	
2024/06/24		Aktienempfehlungen Österreich	

Details

2022/10/17 17:35:41

Price

54.60 EUR

Difference ▼ -12.08% (-7.50)

General attributes

ISIN	NL0000371243
Symbol	NEDAP
Exchange	London Stock Exchange
Currency	EUR
Sector	IT-Technology
Security type	Stock
Market cap (m)	413 EUR
Benchmark	AMSTERDAM EXCHANGES INDEX

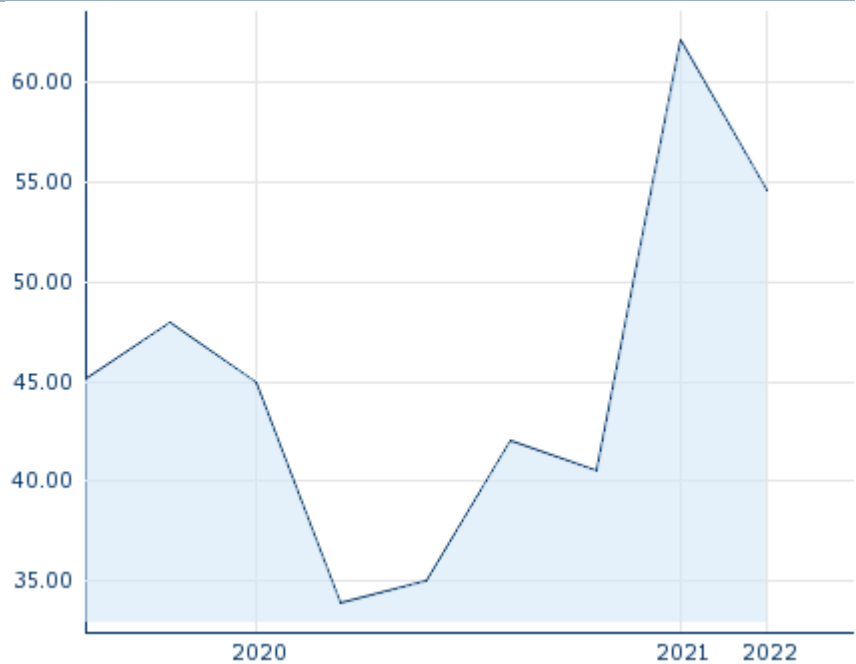
Market data

Bid (Bid size)	-
Ask (Ask size)	-
Open	54.60 EUR
High	54.60 EUR
Low	54.60 EUR
Close (prev. day)	62.10 EUR
VWAP	54.60 EUR
Volume (pcs)	5,000
Trading volume	273,000.00
Number of trades	1
Last size	5,000

Performance and Risk

	6m	1y	3y
Perf (%)	-	-	-
Perf (abs.)	-	-	-
Beta	0.69	0.42	0.34
Volatility	-	-	-

5y



Information about previous performance does not guarantee future performance.

Source: FactSet

Price data

Ø price 5 days Ø volume 5 days (pcs.)	- EUR (-)
Ø price 30 days Ø volume 30 days (pcs.)	- EUR (-)
Ø price 100 days Ø volume 100 days (pcs.)	- EUR (-)
Ø price 250 days Ø volume 250 days (pcs.)	- EUR (-)
YTD High date	- EUR (-)
YTD Low date	- EUR (-)
52 Weeks High date	- EUR (-)
52 Weeks Low date	- EUR (-)

Arbitrage views

Exchange	Date	Time	Price	Trading volume (mio.)	Number of trades
Stuttgart	2024/07/12	14:26	62.40 EUR	0.00	9
Munich	2024/07/12	08:26	62.80 EUR	0.00	2
London Stock Exchange	2022/10/17	17:35	54.60 EUR	0.27	1
Frankfurt	2024/07/12	08:08	62.80 EUR	0.00	2
FINRA other OTC	2019/04/	16:22	55.0879 USD	0.01	1

Issues	25					
Euronext Amsterdam	2024/07/ 12	17:35	63.00 EUR	0.11		73
Duesseldorf	2024/07/ 12	08:11	62.60 EUR	0.00		3

Company profile

Company Logo

Contact Details

NEDAP NV

--

Parallelweg 2 - 7141 DC Groenlo

Telefon: +31-54-447-11-11

Fax: +31-54-446-34-75

E-mail: info@nedap.com

Company Profile

-

Members of Management Board

Ruben Wegman	Chairman of Managing Board
Danielle van der Sluijs	Member of Executive Committee
Rick Schuurman	Member of Executive Committee

Board of directors

Petrus Antonius Mari van Bommel	Chairman of Supervisory Board
J. M. L. van Engelen	Member of Supervisory Board
Margot Scheltema	Member of Supervisory Board
Marijn Pijnenborg	Member of Supervisory Board
S. C. Santema	Member of Supervisory Board