

HOME INVEST BELGIUM S.A.

ISIN: **BE0974409410** WKN: **972239**

Overview

2024/04/18 17:37:19

Price

15.798 EUR

Difference  -30.86% (-7.05)

General attributes

ISIN	BE0974409410
Symbol	HOMI
Exchange	London Stock Exchange
Currency	EUR
Sector	Other
Security type	Stock
Market cap (m)	354 EUR
Benchmark	BEL 20 INDEX

Market data

Bid (Bid size)	-
Ask (Ask size)	-
Open	15.798 EUR
High	15.798 EUR
Low	15.798 EUR
Close (prev. day)	22.85 EUR
VWAP	15.798 EUR
Volume (pcs)	1,100
Trading volume	17,377.80
Number of trades	1
Last size	1,100

Futures and Options

Related Futures	-
Related Options	-







5y



Information about previous performance does not guarantee future performance.

Source: FactSet

Recent research

on sector		on market	
Date		Headline	Download
2024/07/26		Equity Weekly	
2024/07/24		Global Equity Ratings	
2024/07/24		Aktienempfehlungen Global	
2024/07/15		Aktienempfehlungen Global	
2024/07/12		Global Equity Ratings	

Details

2024/04/18 17:37:19

Price

15.798 EUR

Difference ▼ -30.86% (-7.05)

General attributes

ISIN	BE0974409410
Symbol	HOMI
Exchange	London Stock Exchange
Currency	EUR
Sector	Other
Security type	Stock
Market cap (m)	354 EUR
Benchmark	BEL 20 INDEX

Market data

Bid (Bid size)	-
Ask (Ask size)	-
Open	15.798 EUR
High	15.798 EUR
Low	15.798 EUR
Close (prev. day)	22.85 EUR
VWAP	15.798 EUR
Volume (pcs)	1,100
Trading volume	17,377.80
Number of trades	1
Last size	1,100

Performance and Risk

	6m	1y	3y
Perf (%)	-	-	-
Perf (abs.)	-	-	-
Beta	0.62	0.54	0.56
Volatility	-	-	-

5y



Information about previous performance does not guarantee future performance.
Source: FactSet

Price data

Ø price 5 days Ø volume 5 days (pcs.)	- EUR (-)
Ø price 30 days Ø volume 30 days (pcs.)	- EUR (-)
Ø price 100 days Ø volume 100 days (pcs.)	- EUR (-)
Ø price 250 days Ø volume 250 days (pcs.)	- EUR (-)
YTD High date	- EUR (-)
YTD Low date	- EUR (-)
52 Weeks High date	- EUR (-)
52 Weeks Low date	- EUR (-)

Arbitrage views

Exchange 📍	Date	Time	Price	Trading volume (mio.)	Number of trades
Stuttgart	2024/07/26	08:17	17.14 EUR	0.00	3
London Stock Exchange	2024/04/18	17:37	15.798 EUR	0.02	1
Frankfurt	2024/07/26	17:20	17.28 EUR	0.00	6
Euronext Brussels	2024/07/26	17:35	17.50 EUR	0.01	31
Duesseldorf	2024/07/26	19:30	17.20 EUR	0.00	5

Company profile

Company Logo



Company Profile

-

Contact Details

HOME INV.BELGIUM

--

Telefon: -

Fax: -

E-mail: -