

LAMDA DEVELOPMENT SA EUR0.3

ISIN: **GRS245213004** WKN: -

Overview

2024/04/25 16:00:00

Price
5.70 EURDifference  0.00% (0.00)

General attributes

ISIN	GRS245213004
Symbol	LAMDA
Exchange	London Stock Exchange European Trade Reporting
Currency	EUR
Sector	Other
Security type	Stock
Market cap (m)	1,205 EUR
Benchmark	GREECE

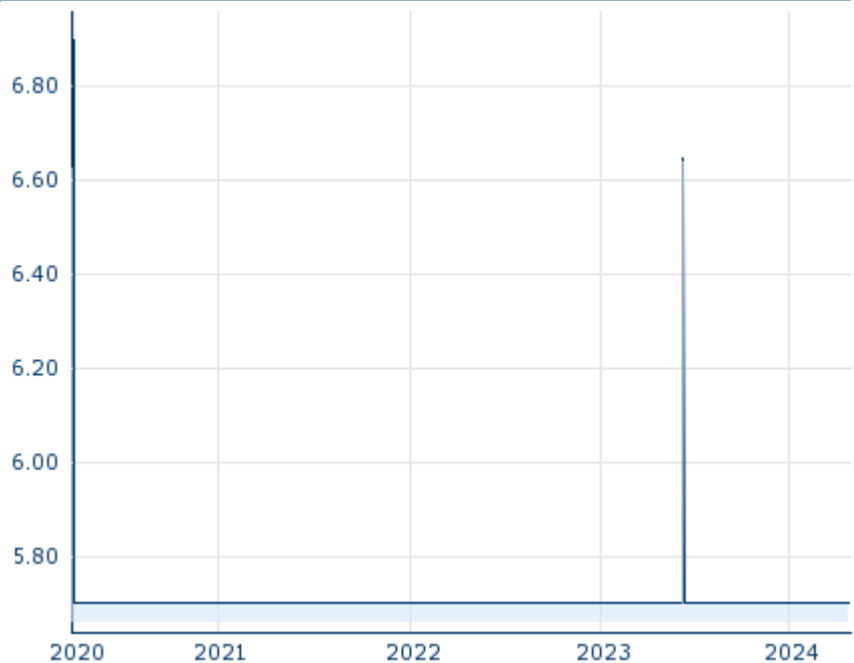
Market data

Bid (Bid size)	-
Ask (Ask size)	-
Open	5.70 EUR
High	5.70 EUR
Low	5.70 EUR
Close (prev. day)	5.70 EUR
VWAP	6.65 EUR
Volume (pcs)	-
Trading volume	-
Number of trades	1
Last size	-

Futures and Options









Related Futures	-
Related Options	-

5y



Information about previous performance does not guarantee future performance.
Source: FactSet

Recent research

on sector		on market	
Date		Headline	Download
2024/04/19		Equity Weekly	
2024/04/15		Aktienempfehlungen Österreich	
2024/04/12		Equity Weekly	
2024/04/05		Equity Weekly	
2024/04/03		Global Equity Ratings	

Details

2024/04/25 16:00:00

Price

5.70 EUR

 Difference ➕ 0.00% (0.00)

General attributes

ISIN	GRS245213004
Symbol	LAMDA
Exchange	London Stock Exchange European Trade Reporting
Currency	EUR
Sector	Other
Security type	Stock
Market cap (m)	1,205 EUR
Benchmark	GREECE

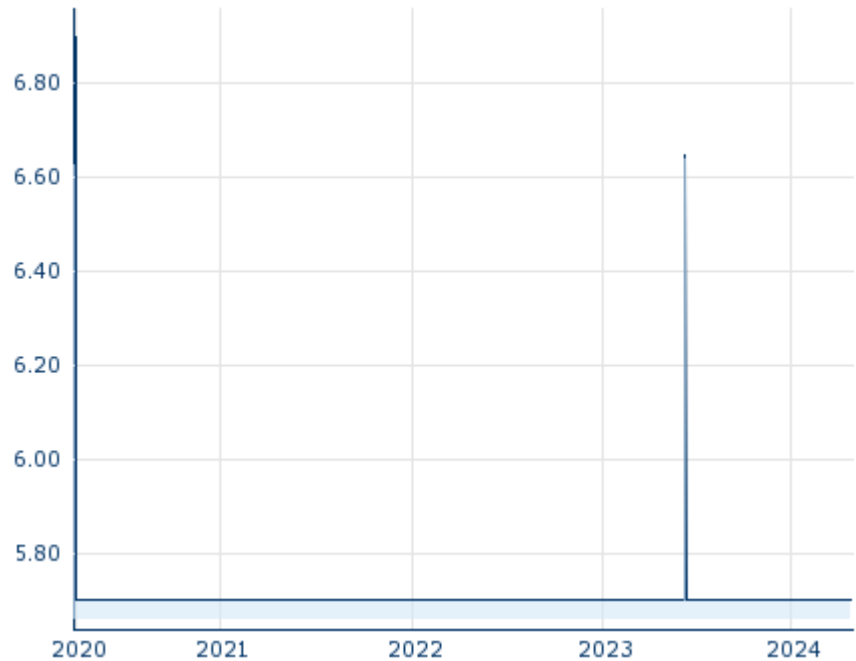
Market data

Bid (Bid size)	-
Ask (Ask size)	-
Open	5.70 EUR
High	5.70 EUR
Low	5.70 EUR
Close (prev. day)	5.70 EUR
VWAP	6.65 EUR
Volume (pcs)	-
Trading volume	-
Number of trades	1
Last size	-

Performance and Risk

	6m	1y	3y
Perf (%)	+0.00%	+0.00%	+0.00%
Perf (abs.)	+0.00	+0.00	+0.00
Beta	0.92	0.94	1.01
Volatility	0.00	22.06	12.70

5y



Information about previous performance does not guarantee future performance.

Source: FactSet

Price data

Ø price 5 days Ø volume 5 days (pcs.)	5.70 EUR (0)
Ø price 30 days Ø volume 30 days (pcs.)	5.70 EUR (0)
Ø price 100 days Ø volume 100 days (pcs.)	5.70 EUR (0)
Ø price 250 days Ø volume 250 days (pcs.)	5.70 EUR (0)
YTD High date	5.70 EUR (2024/01/02)
YTD Low date	5.70 EUR (2024/01/02)
52 Weeks High date	6.65 EUR (2023/06/13)
52 Weeks Low date	5.70 EUR (2023/04/26)

Arbitrage views

Exchange ➕	Date	Time	Price	Trading volume (mio.)	Number of trades
Stuttgart	2024/04/25	17:17	6.42 EUR	0.00	5
London Stock Exchange European Trade Reporting	2024/04/25	16:00	5.70 EUR	0.00	1
Frankfurt	2024/04/25	08:23	6.78 EUR	0.00	1
Duesseldorf	2024/04/25	08:12	6.74 EUR	0.00	1
Athens Stock Exchange	2024/	16:13	6.82 EUR	0.73	584

Company profile

Company Logo

Contact Details

LAMDA DEVELOP/R

--

Telefon: -

Fax: -

E-mail: -

Company Profile

-