

## NEWCAP HOLDING A/S

ISIN: **DK0010212570** WKN: -

## Overview

2021/02/05 09:21:09

Price  
0.4184 DKKDifference  -72.11% (-1.08)

## General attributes

ISIN	DK0010212570
Symbol	NEWCAP
Exchange	London Stock Exchange
Currency	DKK
Sector	Financial
Security type	Stock
Market cap (m)	3 EUR
Benchmark	OMX COPENHAGEN 20


## Market data

Bid (Bid size)	-
Ask (Ask size)	-
Open	0.4184 DKK
High	0.4184 DKK
Low	0.4184 DKK
Close (prev. day)	1.50 DKK
VWAP	0.41835 DKK
Volume (pcs)	5
Trading volume	2.09
Number of trades	1
Last size	5

## Futures and Options


Related Futures	-
Related Options	-

5y



Information about previous performance does not guarantee future performance.  
Source: FactSet

## Recent research

on sector	Date	Headline	Download
	2024/07/29	 Aktienempfehlungen Österreich	
	2024/07/24	 Global Equity Ratings	
	2024/07/24	 Aktienempfehlungen Global	
	2024/07/19	 Equity Weekly	
	2024/07/15	 Aktienempfehlungen Global	

## Details

2021/02/05 09:21:09

## Price

0.4184 DKK

Difference  -72.11% (-1.08)

## General attributes

ISIN	DK0010212570
Symbol	NEWCAP
Exchange	London Stock Exchange
Currency	DKK
Sector	Financial
Security type	Stock
Market cap (m)	3 EUR
Benchmark	OMX COPENHAGEN 20


## Market data

Bid (Bid size)	-
Ask (Ask size)	-
Open	0.4184 DKK
High	0.4184 DKK
Low	0.4184 DKK
Close (prev. day)	1.50 DKK
VWAP	0.41835 DKK
Volume (pcs)	5
Trading volume	2.09
Number of trades	1
Last size	5

## Performance and Risk

	6m	1y	3y
Perf (%)	-	-	-
Perf (abs.)	-	-	-
Beta	-0.24	-0.28	0.11
Volatility	-	-	-

5y



Information about previous performance does not guarantee future performance.  
Source: FactSet

## Price data

Ø price 5 days   Ø volume 5 days (pcs.)	- DKK (-)
Ø price 30 days   Ø volume 30 days (pcs.)	- DKK (-)
Ø price 100 days   Ø volume 100 days (pcs.)	- DKK (-)
Ø price 250 days   Ø volume 250 days (pcs.)	- DKK (-)
YTD High   date	- DKK (-)
YTD Low   date	- DKK (-)
52 Weeks High   date	- DKK (-)
52 Weeks Low   date	- DKK (-)

## All listings for NEWCAP HOLDING A/S

Exchange 	Date	Time	Price	Trading volume (mio.)	Number of trades
Nasdaq Copenhagen	2024/07/29	17:20	0.179 DKK	0.00	2
London Stock Exchange	2021/02/05	09:21	0.4184 DKK	0.00	1
Frankfurt	2024/07/29	08:13	0.0165 EUR	0.00	1

## Company profile

### Company Logo



### Company Profile

-

### Contact Details

NEWCAP HOLDING

--

----

Telefon: -

Fax: -

E-mail: -