

KMC PROPERTIES ASA

ISIN: NO0010360175 WKN: -

Overview

2018/05/17 18:04:38

5y

Price

0.67 NOK

Difference  -91.01% (-6.78)

General attributes

ISIN	NO0010360175
Symbol	KMCP
Exchange	London Stock Exchange
Currency	NOK
Sector	Other
Security type	Stock
Market cap (m)	70 EUR
Benchmark	NORWAY OSLO BORS ALL SHARE(TRG)

Market data

Bid (Bid size)	-
Ask (Ask size)	-
Open	0.67 NOK
High	0.67 NOK
Low	0.67 NOK
Close (prev. day)	7.45 NOK
VWAP	-
Volume (pcs)	-
Trading volume	-
Number of trades	1
Last size	-




Futures and Options

Related Futures	-
Related Options	-

Chart
not available

Information about previous performance does not guarantee future performance.
Source: FactSet

Recent research

on sector			
Date		Headline	Download
2024/07/15		Aktienempfehlungen Global	
2024/07/12		Global Equity Ratings	
2024/07/09		Aktienempfehlungen Österreich	
2024/07/05		Equity Weekly	
2024/06/24		Aktienempfehlungen Österreich	

Details

2018/05/17 18:04:38

Price
0.67 NOKDifference  -91.01% (-6.78)

General attributes

ISIN	NO0010360175
Symbol	KMCP
Exchange	London Stock Exchange
Currency	NOK
Sector	Other
Security type	Stock
Market cap (m)	70 EUR
Benchmark	NORWAY OSLO BORS ALL SHARE(TRG)

Market data

Bid (Bid size)	-
Ask (Ask size)	-
Open	0.67 NOK
High	0.67 NOK
Low	0.67 NOK
Close (prev. day)	7.45 NOK
VWAP	-
Volume (pcs)	-
Trading volume	-
Number of trades	1
Last size	-

Performance and Risk

	6m	1y	3y
Perf (%)	-	-	-
Perf (abs.)	-	-	-
Beta	3.62	1.34	0.57
Volatility	83.17	83.17	83.17

5y

Chart
not available

Information about previous performance does not guarantee future performance.
Source: FactSet

Price data

Ø price 5 days Ø volume 5 days (pcs.)	7.32 NOK (0)
Ø price 30 days Ø volume 30 days (pcs.)	7.54 NOK (0)
Ø price 100 days Ø volume 100 days (pcs.)	- NOK (0)
Ø price 250 days Ø volume 250 days (pcs.)	- NOK (0)
YTD High date	11.90 NOK (2018/01/16)
YTD Low date	6.70 NOK (2018/01/02)
52 Weeks High date	11.90 NOK (2018/01/16)
52 Weeks Low date	6.20 NOK (2017/12/29)

Arbitrage views

Exchange 	Date	Time	Price	Trading volume (mio.)	Number of trades
Stuttgart	2024/07/18	16:15	0.157 EUR	0.00	9
London Stock Exchange	2018/05/17	18:04	0.67 NOK	0.00	1
First North Stockholm	2024/06/24	18:00	7.20 NOK	0.06	1

Company profile

Company Logo



Company Profile

-

Contact Details

KMC PROPERTIES

--

Telefon: -

Fax: -

E-mail: -