

## POZAVAROVANICA SAVA D. D NPV

ISIN: **SI0021110513** WKN: -

## Overview

2022/06/21 15:39:11

Price

25.40 EUR

Difference  53.94% (8.90)

## General attributes

ISIN SI0021110513

Symbol POSR

Exchange London Stock Exchange

Currency EUR

Sector -

Security type Stock

Market cap (m) 647 EUR

Benchmark MSCI WORLD INDEX (STRD, UHD)

## Market data

Bid (Bid size) -

Ask (Ask size) -

Open 25.40 EUR

High 25.40 EUR

Low 25.40 EUR

Close (prev. day) 16.50 EUR

VWAP 25.40 EUR

Volume (pcs) 263

Trading volume 6,680.20

Number of trades 1

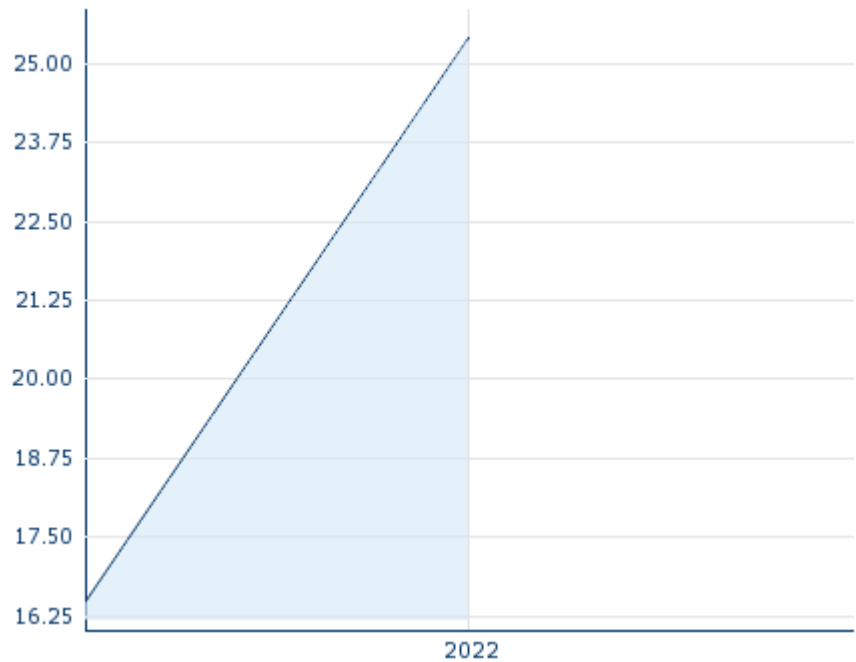
Last size 263

## Futures and Options

Related Futures -

Related Options -

5y












Information about previous performance does not guarantee future performance.

Source: FactSet

## Recent research

on market

Date	Headline	Download
2024/07/24	 Aktienempfehlungen Global	
2024/07/15	 Aktienempfehlungen Global	
2024/07/03	 Global Strategy 3Q 2024	
2024/07/03	 Global Strategy 3Q 2024	
2024/06/21	 Global Equity Ratings	

## Details

2022/06/21 15:39:11

## Price

25.40 EUR

Difference ▲ 53.94% (8.90)

## General attributes

ISIN	SI0021110513
Symbol	POSR
Exchange	London Stock Exchange
Currency	EUR
Sector	-
Security type	Stock
Market cap (m)	647 EUR
Benchmark	MSCI WORLD INDEX (STRD, UHD)

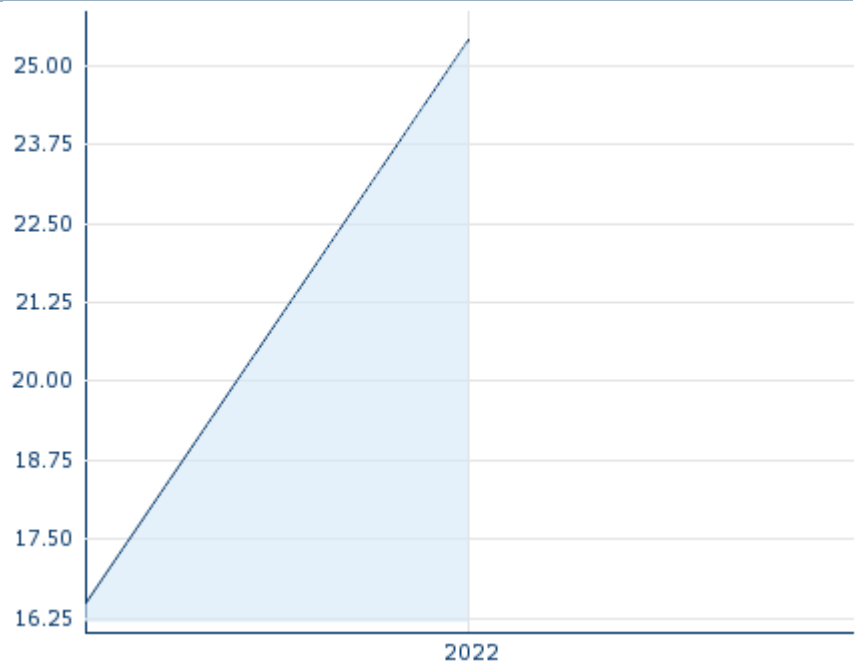
## Market data

Bid (Bid size)	-
Ask (Ask size)	-
Open	25.40 EUR
High	25.40 EUR
Low	25.40 EUR
Close (prev. day)	16.50 EUR
VWAP	25.40 EUR
Volume (pcs)	263
Trading volume	6,680.20
Number of trades	1
Last size	263

## Performance and Risk

	6m	1y	3y
Perf (%)	-	-	-
Perf (abs.)	-	-	-
Beta	0.33	0.18	0.30
Volatility	-	-	-

5y



Information about previous performance does not guarantee future performance.  
Source: FactSet

## Price data

Ø price 5 days   Ø volume 5 days (pcs.)	- EUR (-)
Ø price 30 days   Ø volume 30 days (pcs.)	- EUR (-)
Ø price 100 days   Ø volume 100 days (pcs.)	- EUR (-)
Ø price 250 days   Ø volume 250 days (pcs.)	- EUR (-)
YTD High   date	- EUR (-)
YTD Low   date	- EUR (-)
52 Weeks High   date	- EUR (-)
52 Weeks Low   date	- EUR (-)

## All listings for POZAVAROVARNICA SAVA D. D NPV

Exchange <span>📍</span>	Date	Time	Price	Trading volume (mio.)	Number of trades
London Stock Exchange	2022/06/21	15:39	25.40 EUR	0.01	1
Ljubljana Stock Exchange	2024/07/26	15:10	37.60 EUR	0.10	11

## Company profile

### Company Logo

#### Contact Details

POZAVAROVALNICA

--

----

Telefon: -

Fax: -

E-mail: -

### Company Profile

-