

## DGB GROUP N.V.

ISIN: **NL0009169515** WKN: **000916951**

## Overview

2022/08/22 10:36:56

Price  
1.1124 EURDifference  -25.84% (-0.39)

## General attributes

ISIN	NL0009169515
Symbol	DGB
Exchange	London Stock Exchange
Currency	EUR
Sector	Other
Security type	Stock
Market cap (m)	8 EUR
Benchmark	AMSTERDAM EXCHANGES INDEX

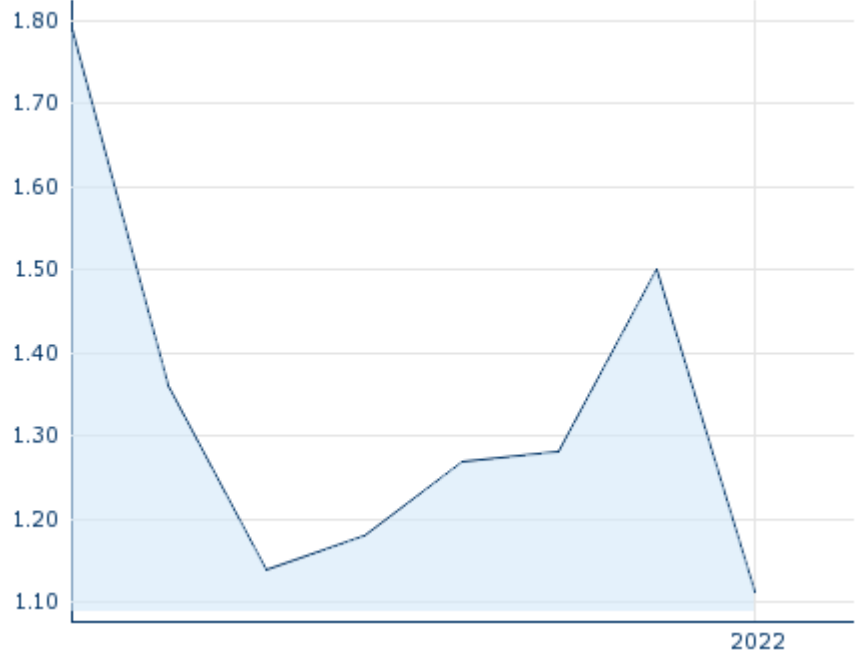
## Market data

Bid (Bid size)	-
Ask (Ask size)	-
Open	1.1124 EUR
High	1.1124 EUR
Low	1.1124 EUR
Close (prev. day)	1.50 EUR
VWAP	1.11243 EUR
Volume (pcs)	5,000
Trading volume	5,562.15
Number of trades	1
Last size	5,000

## Futures and Options


Related Futures	-
Related Options	-

5y



Information about previous performance does not guarantee future performance.  
Source: FactSet

## Recent research

on sector	on market		
Date	Headline		Download
2024/07/12	 Global Equity Ratings		
2024/07/12	 Aktienempfehlungen Global		
2024/07/09	 Aktienempfehlungen Österreich		
2024/07/05	 Equity Weekly		
2024/06/24	 Aktienempfehlungen Österreich		

## Details

2022/08/22 10:36:56

## Price

1.1124 EUR

Difference  -25.84% (-0.39)

## General attributes

ISIN	NL0009169515
Symbol	DGB
Exchange	London Stock Exchange
Currency	EUR
Sector	Other
Security type	Stock
Market cap (m)	8 EUR
Benchmark	AMSTERDAM EXCHANGES INDEX

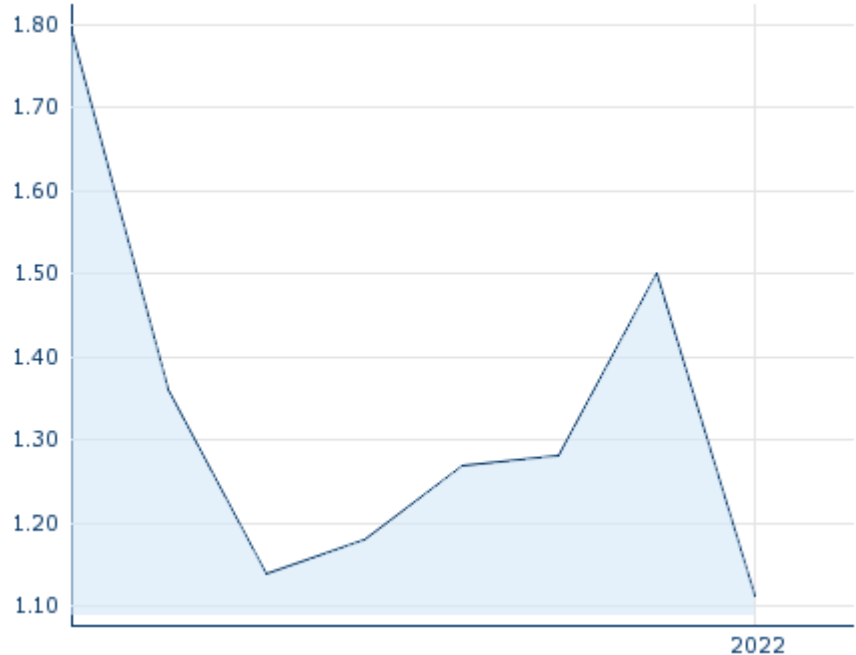
## Market data

Bid (Bid size)	-
Ask (Ask size)	-
Open	1.1124 EUR
High	1.1124 EUR
Low	1.1124 EUR
Close (prev. day)	1.50 EUR
VWAP	1.11243 EUR
Volume (pcs)	5,000
Trading volume	5,562.15
Number of trades	1
Last size	5,000

## Performance and Risk

	6m	1y	3y
Perf (%)	-	-	-
Perf (abs.)	-	-	-
Beta	0.06	0.22	0.07
Volatility	-	-	-

5y



Information about previous performance does not guarantee future performance.  
Source: FactSet

## Price data

Ø price 5 days   Ø volume 5 days (pcs.)	- EUR (-)
Ø price 30 days   Ø volume 30 days (pcs.)	- EUR (-)
Ø price 100 days   Ø volume 100 days (pcs.)	- EUR (50)
Ø price 250 days   Ø volume 250 days (pcs.)	- EUR (64)
YTD High   date	- EUR (-)
YTD Low   date	- EUR (-)
52 Weeks High   date	- EUR (-)
52 Weeks Low   date	- EUR (-)

## Arbitrage views

Exchange 	Date	Time	Price	Trading volume (mio.)	Number of trades
London Stock Exchange	2022/08/22	10:36	1.1124 EUR	0.01	1
Euronext Amsterdam	2024/07/12	15:25	0.77 EUR	0.00	8

## Company profile

### Company Logo



### Contact Details

DGB GROUP NV

--

Westplein 12 - 3016 Rotterdam

Telefon: +31-10-808-01-26

Fax: +

E-mail: [contact@green.earth](mailto:contact@green.earth)

### Company Profile

-

### Members of Management Board

Selwyn Duijvestijn	Chairman of Managing Board
-----------------------	-------------------------------