

INAPA INVESTIMENTOS PARTICIPACOES E GESTAO S.A.

ISIN: **PTINA0AP0008** WKN: -

Overview












2018/05/22 17:36:11		5y	
Price	0.129 EUR		
Difference		3.20% (0.00)	
General attributes			
ISIN	PTINA0AP0008		
Symbol	INA		
Exchange	London Stock Exchange		
Currency	EUR		
Sector	Other		
Security type	Stock		
Market cap (m)	2 EUR		
Benchmark	PORTUGAL PSI		
Market data			
Bid (Bid size)	-		
Ask (Ask size)	-		
Open	0.129 EUR		
High	0.129 EUR		
Low	0.129 EUR		
Close (prev. day)	0.125 EUR		
VWAP	-		
Volume (pcs)	-		
Trading volume	-		
Number of trades	1		
Last size	-		
Futures and Options			
Related Futures	-		
Related Options	-		

Chart not available

Information about previous performance does not guarantee future performance.
Source: FactSet

Recent research			
	on sector	on market	
Date	Headline		Download
2024/08/16		Equity Weekly	
2024/08/13		Aktienempfehlungen Österreich	
2024/08/12		Global Equity Ratings	
2024/08/12		Aktienempfehlungen Global	
2024/08/09		Equity Weekly	

Details

2018/05/22 17:36:11

Price

0.129 EUR

Difference ▲ 3.20% (0.00)

General attributes

ISIN	PTINA0AP0008
Symbol	INA
Exchange	London Stock Exchange
Currency	EUR
Sector	Other
Security type	Stock
Market cap (m)	2 EUR
Benchmark	PORTUGAL PSI

Market data

Bid (Bid size)	-
Ask (Ask size)	-
Open	0.129 EUR
High	0.129 EUR
Low	0.129 EUR
Close (prev. day)	0.125 EUR
VWAP	-
Volume (pcs)	-
Trading volume	-
Number of trades	1
Last size	-

Performance and Risk

	6m	1y	3y
Perf (%)	-	-	-
Perf (abs.)	-	-	-
Beta	11.03	5.57	1.67
Volatility	-	-	-

5y

Chart
not available

Information about previous performance does not guarantee future performance.
Source: FactSet

Price data

Ø price 5 days Ø volume 5 days (pcs.)	0.126 EUR (0)
Ø price 30 days Ø volume 30 days (pcs.)	0.124 EUR (0)
Ø price 100 days Ø volume 100 days (pcs.)	- EUR (0)
Ø price 250 days Ø volume 250 days (pcs.)	- EUR (0)
YTD High date	0.145 EUR (2018/01/05)
YTD Low date	0.120 EUR (2018/04/03)
52 Weeks High date	0.145 EUR (2018/01/05)
52 Weeks Low date	0.120 EUR (2018/04/03)

Arbitrage views

Exchange ⊕	Date	Time	Price	Trading volume (mio.)	Number of trades
Stuttgart	2024/08/16	15:27	0.0024 EUR	0.00	10
London Stock Exchange	2018/05/22	17:36	0.129 EUR	0.00	1
Frankfurt	2024/08/16	21:49	0.0002 EUR	0.00	2
Euronext Lisbon	2024/08/16	16:54	0.0036 EUR	0.02	45

Company profile

Company Logo

Company Profile

Contact Details

INAPA

--

Telefon: -

Fax: -

E-mail: -