


UIE PLC

ISIN: **MT0002400118** WKN: -

Overview

2021/07/01 14:12:54

Price
164.7600 DKK

Difference  24.70% (32.64)

General attributes

ISIN MT0002400118

Symbol UIE

Exchange London Stock Exchange

Currency DKK

Sector Consumer Products

Security type Stock

Market cap 962 EUR (m)

Benchmark MSCI WORLD INDEX (STRD, UHD)

Market data

Bid (Bid size) - (0)

Ask (Ask size) - (0)

Open 164.7600 DKK

High 1,647.60 DKK

Low 1,647.60 DKK

Close (prev. day) 132.125 DKK

VWAP 164.759999 DKK

Volume (pcs) 250

Trading volume 41,190.00

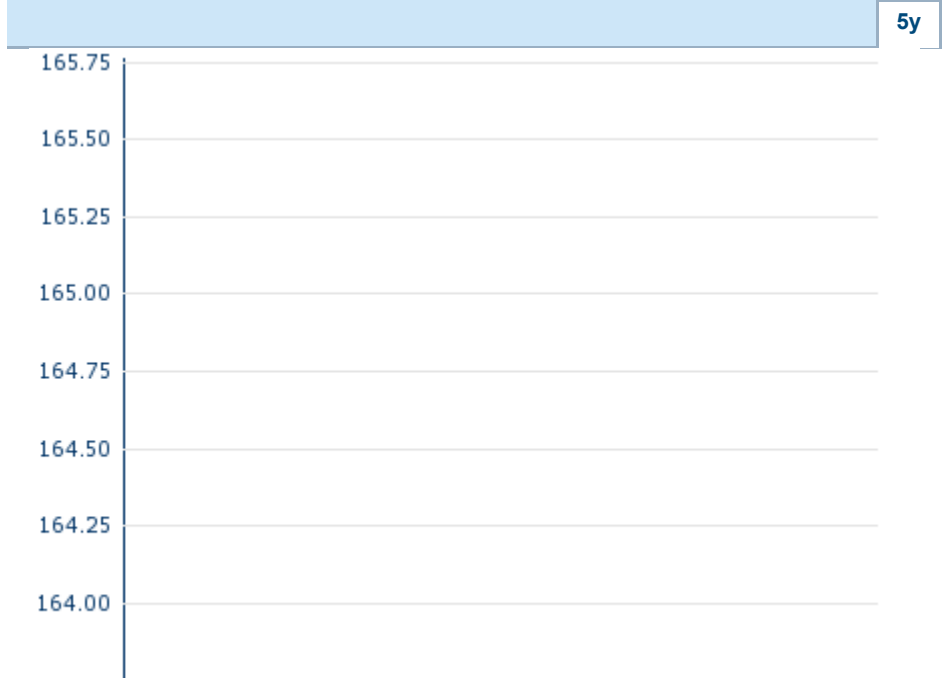
Number of trades 1

Last size 250

Futures and Options

Related Futures -

Related Options -



Information about previous performance does not guarantee future performance.
Source: FactSet

Recent research

on sector			
Date		Headline	Download
2024/04/15		Aktienempfehlungen Österreich	
2024/04/03		Global Equity Ratings	
2024/04/03		Aktienempfehlungen Global	
2024/04/03		Aktienempfehlungen Österreich	
2024/03/18		Aktienempfehlungen Österreich	

Details

2021/07/01 14:12:54

Price
164.7600 DKK

Difference ▲ 24.70% (32.64)

General attributes

ISIN	MT0002400118
Symbol	UIE
Exchange	London Stock Exchange
Currency	DKK
Sector	Consumer Products
Security type	Stock
Market cap (m)	962 EUR
Benchmark	MSCI WORLD INDEX (STRD, UHD)

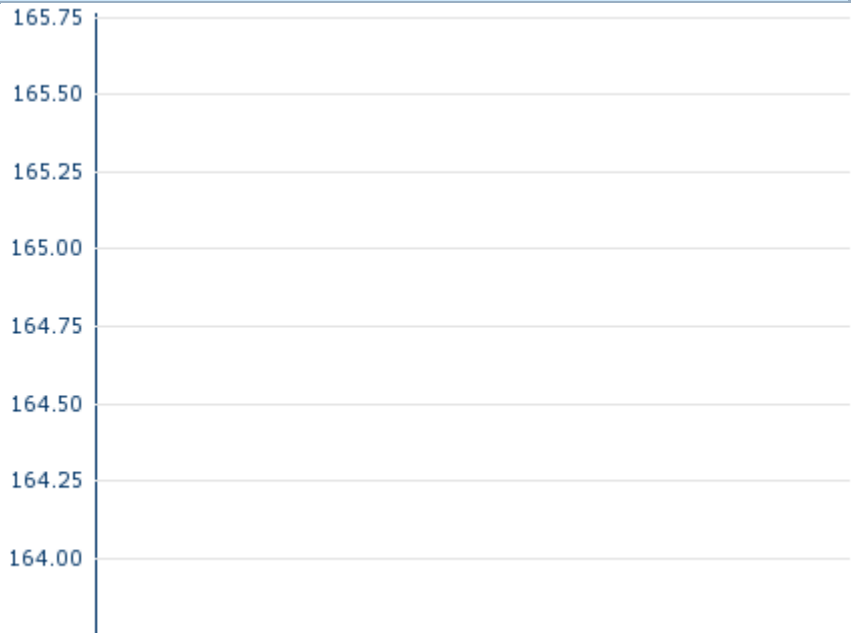
Market data

Bid (Bid size)	- (0)
Ask (Ask size)	- (0)
Open	164.7600 DKK
High	1,647.60 DKK
Low	1,647.60 DKK
Close (prev. day)	132.125 DKK
VWAP	164.759999 DKK
Volume (pcs)	250
Trading volume	41,190.00
Number of trades	1
Last size	250

Performance and Risk

	6m	1y	3y
Perf (%)	-	-	-
Perf (abs.)	-	-	-
Beta	0.04	0.01	-0.02
Volatility	-	-	111.69

5y



Information about previous performance does not guarantee future performance.
Source: FactSet

Price data

Ø price 5 days Ø volume 5 days (pcs.)	593.7700 DKK (118)
Ø price 30 days Ø volume 30 days (pcs.)	975.1283 DKK (21)
Ø price 100 days Ø volume 100 days (pcs.)	- DKK (7)
Ø price 250 days Ø volume 250 days (pcs.)	- DKK (7)
YTD High date	1,647.6000 DKK (2021/07/01)
YTD Low date	1,647.6000 DKK (2021/07/01)
52 Weeks High date	1,647.6000 DKK (2021/07/01)
52 Weeks Low date	1,647.6000 DKK (2021/07/01)

Arbitrage views

Exchange ⊕	Date	Time	Price	Trading volume (mio.)	Number of trades
Nasdaq Copenhagen	2024/04/16	16:59	223.00 DKK	0.68	55
London Stock Exchange	2021/07/01	14:12	164.7600 DKK	0.04	1
Frankfurt	2024/04/16	15:29	28.60 EUR	0.00	5

Company profile

Company Logo



Company Profile

-

Contact Details

UIE PLC

--

Telefon: -

Fax: -

E-mail: -