

# VOCENTO SA

ISIN: **ES0114820113** WKN: -

## Overview

2019/03/05 16:01:03

**Price**  
1.445 EUR

**Difference**  -1.57% (-0.02)

### General attributes

ISIN	ES0114820113
Symbol	VOC
Exchange	London Stock Exchange
Currency	EUR
Sector	Media / Entertainment / Recreation
Security type	Stock
Market cap (m)	121 EUR
Benchmark	IBEX 35


### Market data

Bid (Bid size)	-
Ask (Ask size)	-
Open	1.445 EUR
High	1.445 EUR
Low	1.445 EUR
Close (prev. day)	1.468 EUR
VWAP	1.445 EUR
Volume (pcs)	34
Trading volume	49.13
Number of trades	1
Last size	34

### Futures and Options





Related Futures	-
Related Options	-

5y



Information about previous performance does not guarantee future performance.  
**Source:** FactSet

### Recent research

on sector		on market	
Date		Headline	Download
2024/04/29		Aktienempfehlungen Österreich	
2024/04/26		Global Equity Ratings	
2024/04/26		Aktienempfehlungen Global	
2024/04/15		Aktienempfehlungen Österreich	
2024/04/03		Global Equity Ratings	

## Details

2019/03/05 16:01:03

## Price

1.445 EUR

Difference  -1.57% (-0.02)

## General attributes

ISIN	ES0114820113
Symbol	VOC
Exchange	London Stock Exchange
Currency	EUR
Sector	Media / Entertainment / Recreation
Security type	Stock
Market cap (m)	121 EUR
Benchmark	IBEX 35

## Market data

Bid (Bid size)	-
Ask (Ask size)	-
Open	1.445 EUR
High	1.445 EUR
Low	1.445 EUR
Close (prev. day)	1.468 EUR
VWAP	1.445 EUR
Volume (pcs)	34
Trading volume	49.13
Number of trades	1
Last size	34

## Performance and Risk

	6m	1y	3y
Perf (%)	+1.90%	+1.05%	-
Perf (abs.)	+0.03	+0.02	-
Beta	0.12	0.34	0.14
Volatility	57.07	30.62	32.62

5y


Chart  
not available

Information about previous performance does not guarantee future performance.  
Source: FactSet

## Price data

Ø price 5 days   Ø volume 5 days (pcs.)	1.425 EUR (630)
Ø price 30 days   Ø volume 30 days (pcs.)	1.371 EUR (105)
Ø price 100 days   Ø volume 100 days (pcs.)	1.433 EUR (31)
Ø price 250 days   Ø volume 250 days (pcs.)	- EUR (31)
YTD High   date	1.468 EUR (2019/03/04)
YTD Low   date	1.445 EUR (2019/03/05)
52 Weeks High   date	1.518 EUR (2018/03/15)
52 Weeks Low   date	1.280 EUR (2018/03/28)

## Arbitrage views

Exchange 	Date	Time	Price	Trading volume (mio.)	Number of trades
Stuttgart	2024/05/03	08:00	0.982 EUR	0.00	3
Munich	2024/05/03	08:03	0.982 EUR	0.00	2
London Stock Exchange	2019/03/05	16:01	1.445 EUR	0.00	1
Frankfurt	2024/05/03	08:06	0.982 EUR	0.00	2
Duesseldorf	2024/05/03	19:31	0.964 EUR	0.00	5

	03						
Berlin	2024/05/03	08:04	0.982	EUR	0.00		2
BME Continuous Market	2024/05/03	17:35	0.972	EUR	0.11		67

## Company profile

### Company Logo

The logo for Vocento, featuring the word "vocento" in a lowercase, blue, sans-serif font.

### Company Profile

-

### Contact Details

VOCENTO

--

Juan Ignacio Luca de Tena, 7 28027 Madrid

Telefon: -

Fax: -

E-mail: -