

INTRALOT SA - INTEGRATED LOTTERY SYSTEMS & SERVICES

ISIN: **GRS343313003** WKN: -

Overview

2023/06/15 17:42:44

Price
0.66 EURDifference  235.13% (0.46)

General attributes

ISIN	GRS343313003
Symbol	INLOT
Exchange	London Stock Exchange
Currency	EUR
Sector	Media / Entertainment / Recreation
Security type	Stock
Market cap (m)	665 EUR
Benchmark	GREECE

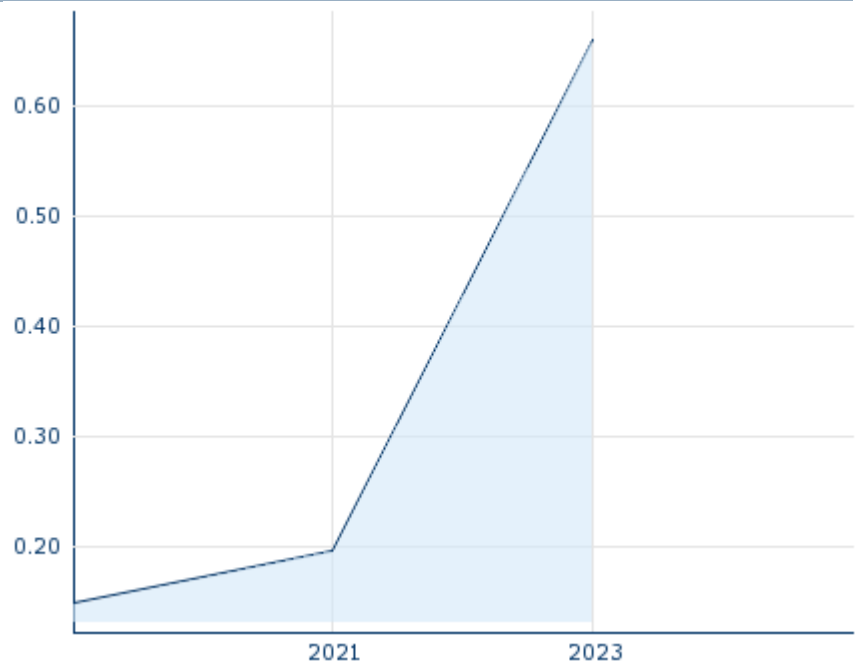
Market data

Bid (Bid size)	-
Ask (Ask size)	-
Open	0.66 EUR
High	0.66 EUR
Low	0.66 EUR
Close (prev. day)	0.1969 EUR
VWAP	0.66 EUR
Volume (pcs)	10,000
Trading volume	6,600.00
Number of trades	2
Last size	5,000

Futures and Options



Related Futures	-
Related Options	-

5y



Information about previous performance does not guarantee future performance.
Source: FactSet

Recent research

on sector		on market	
Date		Headline	Download
2024/10/14		Aktienempfehlungen Österreich	
2024/09/27		Global Equity Ratings	
2024/09/27		Aktienempfehlungen Global	
2024/09/23		Aktienempfehlungen Österreich	
2024/09/11		Global Equity Ratings	

Details

2023/06/15 17:42:44

Price

0.66 EUR

Difference ▲ 235.13% (0.46)

General attributes

ISIN	GRS343313003
Symbol	INLOT
Exchange	London Stock Exchange
Currency	EUR
Sector	Media / Entertainment / Recreation
Security type	Stock
Market cap (m)	665 EUR
Benchmark	GREECE

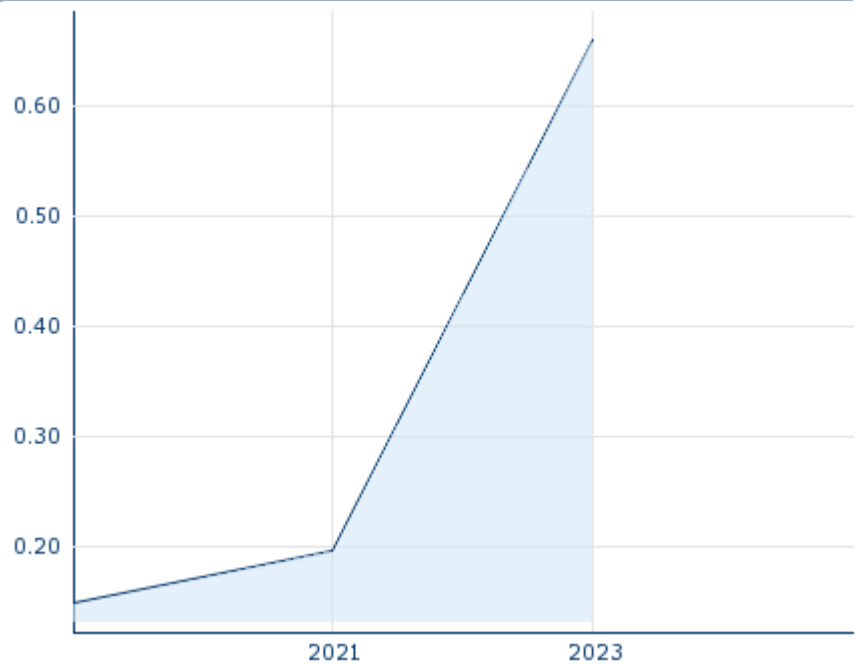
Market data

Bid (Bid size)	-
Ask (Ask size)	-
Open	0.66 EUR
High	0.66 EUR
Low	0.66 EUR
Close (prev. day)	0.1969 EUR
VWAP	0.66 EUR
Volume (pcs)	10,000
Trading volume	6,600.00
Number of trades	2
Last size	5,000

Performance and Risk

	6m	1y	3y
Perf (%)	-	+235.13%	-
Perf (abs.)	-	+0.46	-
Beta	0.89	0.81	0.92
Volatility	-	-	1,015.01

5y



Information about previous performance does not guarantee future performance.

Source: FactSet

Price data

Ø price 5 days Ø volume 5 days (pcs.)	0.20 EUR (73,270)
Ø price 30 days Ø volume 30 days (pcs.)	0.82 EUR (18,886)
Ø price 100 days Ø volume 100 days (pcs.)	1.14 EUR (5,666)
Ø price 250 days Ø volume 250 days (pcs.)	- EUR (5,728)
YTD High date	0.66 EUR (2023/06/15)
YTD Low date	0.66 EUR (2023/06/15)
52 Weeks High date	0.66 EUR (2023/06/15)
52 Weeks Low date	0.66 EUR (2023/06/15)

Arbitrage views

Exchange	Date	Time	Price	Trading volume (mio.)	Number of trades
Stuttgart	2024/10/18	08:10	0.97 EUR	0.00	1
Munich	2024/10/18	08:05	1.12 EUR	0.00	2
London Stock Exchange	2023/06/15	17:42	0.66 EUR	0.01	2
Frankfurt	2024/10/18	08:07	1.076 EUR	0.00	2
FINRA other OTC	2023/10/	18:59	0.49 USD	0.00	1

Issues	19					
Berlin	2024/10/18	19:58	1.10 EUR	0.00		10
Athens Stock Exchange	2024/10/18	16:14	1.10 EUR	0.94		441

Company profile

Company Logo



Company Profile

-

Contact Details

INTRALOT

--

Telefon: -

Fax: -

E-mail: -