


S.N.T.G.N. TRANSGAZ S.A RON10

ISIN: ROTGNTACNOR8 WKN: -

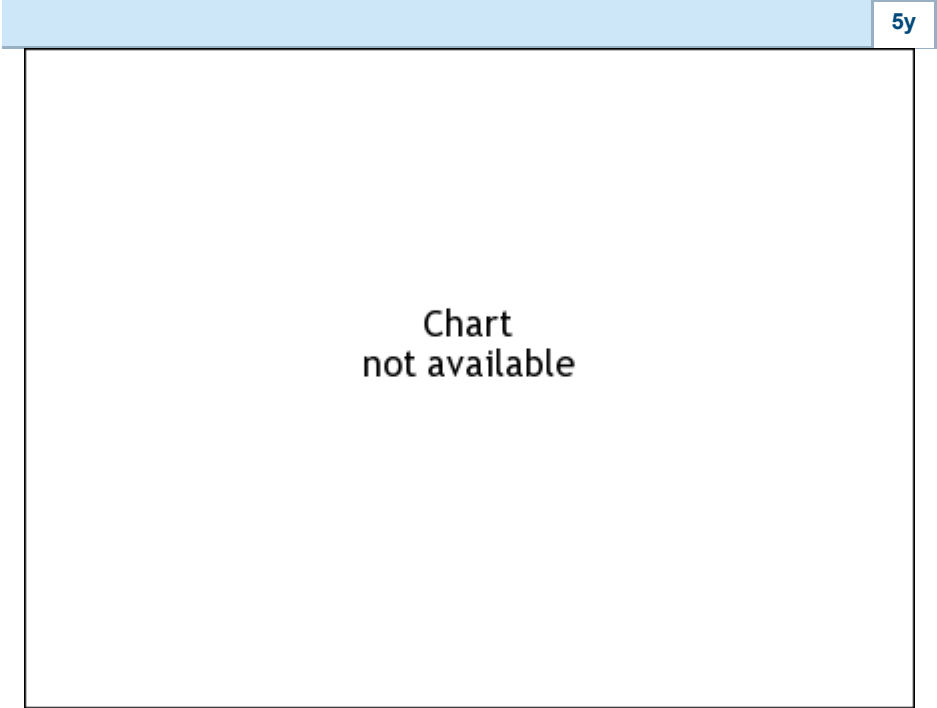
Overview

2018/05/22 17:36:01		
Price	363.50 RON	
Difference		1,444.75% (339.97)

General attributes	
ISIN	ROTGNTACNOR8
Symbol	TGN
Exchange	London Stock Exchange
Currency	RON
Sector	-
Security type	Stock
Market cap (m)	954 EUR
Benchmark	MSCI WORLD INDEX (STRD, UHD)

Market data	
Bid (Bid size)	-
Ask (Ask size)	-
Open	363.50 RON
High	363.50 RON
Low	363.50 RON
Close (prev. day)	23.5313 RON
VWAP	-
Volume (pcs)	-
Trading volume	-
Number of trades	1
Last size	-

Futures and Options	
Related Futures	-
Related Options	-




Information about previous performance does not guarantee future performance.
Source: FactSet

Recent research

on market			
Date		Headline	Download
2024/07/03		Global Strategy 3Q 2024	
2024/07/03		Global Strategy 3Q 2024	
2024/03/26		Global Strategy 2Q 2024	
2024/03/26		Global Strategy 2Q 2024	
2024/01/09		Global Strategy 1Q 2024	

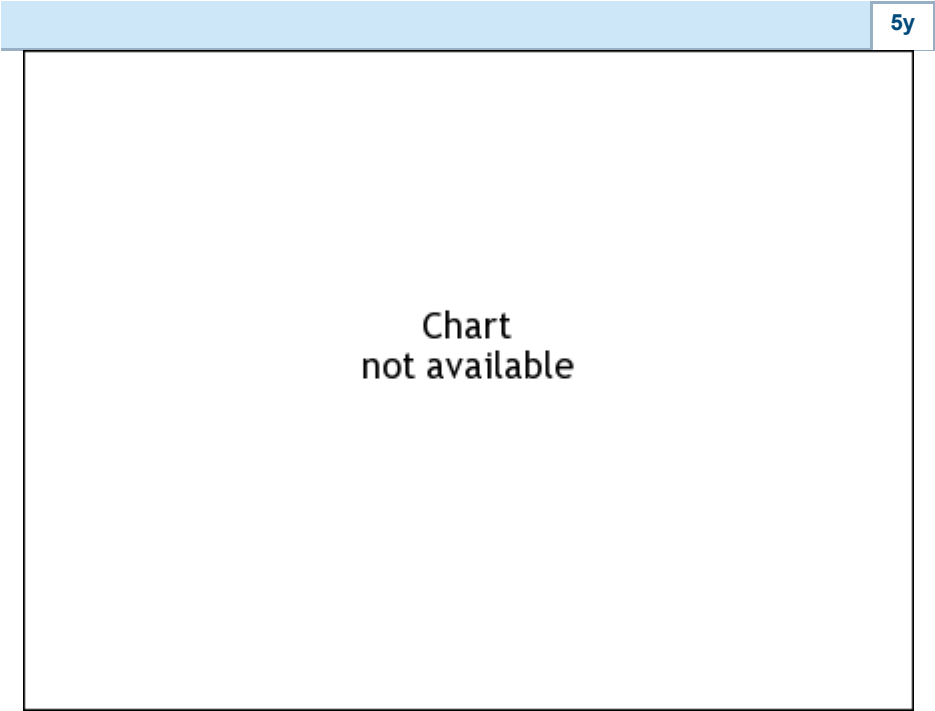
Details

2018/05/22 17:36:01		
Price	363.50 RON	
Difference		1,444.75% (339.97)

General attributes	
ISIN	ROTGNTACNOR8
Symbol	TGN
Exchange	London Stock Exchange
Currency	RON
Sector	-
Security type	Stock
Market cap (m)	954 EUR
Benchmark	MSCI WORLD INDEX (STRD, UHD)

Market data	
Bid (Bid size)	-
Ask (Ask size)	-
Open	363.50 RON
High	363.50 RON
Low	363.50 RON
Close (prev. day)	23.5313 RON
VWAP	-
Volume (pcs)	-
Trading volume	-
Number of trades	1
Last size	-

Performance and Risk			
	6m	1y	3y
Perf (%)	-	-	-
Perf (abs.)	-	-	-
Beta	0.26	0.38	0.23
Volatility	19.99	19.99	19.99



Information about previous performance does not guarantee future performance.
Source: FactSet

Price data	
Ø price 5 days Ø volume 5 days (pcs.)	374.30 RON (0)
Ø price 30 days Ø volume 30 days (pcs.)	397.40 RON (0)
Ø price 100 days Ø volume 100 days (pcs.)	403.53 RON (0)
Ø price 250 days Ø volume 250 days (pcs.)	- RON (0)
YTD High date	432.00 RON (2018/01/29)
YTD Low date	363.50 RON (2018/05/22)
52 Weeks High date	432.00 RON (2018/01/29)
52 Weeks Low date	363.50 RON (2018/05/22)

Arbitrage views					
Exchange 	Date	Time	Price	Trading volume (mio.)	Number of trades
London Stock Exchange	2018/05/22	17:36	363.50 RON	0.00	1
Bucharest Stock Exchange	2024/07/18	12:55	25.30 RON	0.14	87

Company profile

Company Logo

Contact Details

SOC.NA.DE TR.GAZE NAT.TRANSGAZ

--

Telefon: -

Fax: -

E-mail: -

Company Profile

-