


GEK TERNA S.A

ISIN: **GRS145003000** WKN: -

Overview

2022/02/17 16:11:55

Price
9.30 EUR

Difference  83.79% (4.24)

General attributes

ISIN	GRS145003000
Symbol	GEKTERNA
Exchange	London Stock Exchange
Currency	EUR
Sector	Construction
Security type	Stock
Market cap (m)	1,706 EUR
Benchmark	GREECE

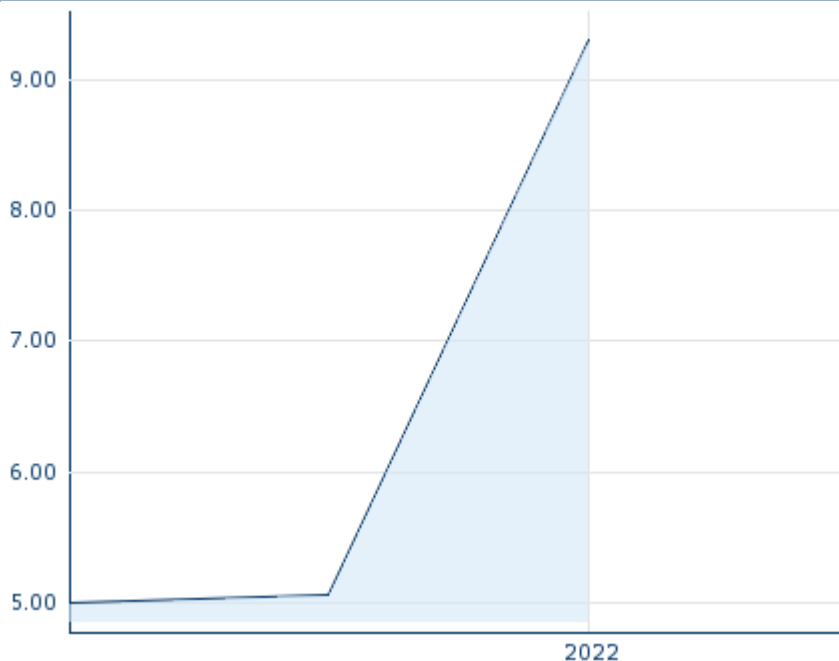
Market data

Bid (Bid size)	-
Ask (Ask size)	-
Open	9.30 EUR
High	9.30 EUR
Low	9.30 EUR
Close (prev. day)	5.06 EUR
VWAP	9.30 EUR
Volume (pcs)	95,636
Trading volume	889,414.80
Number of trades	1
Last size	95,636

Futures and Options

Related Futures	-
Related Options	-

5y



Information about previous performance does not guarantee future performance.
Source: FactSet

Recent research

on sector		on market	
Date		Headline	Download
2024/04/29		Aktienempfehlungen Österreich	
2024/04/26		Equity Weekly	
2024/04/26		Global Equity Ratings	
2024/04/26		Aktienempfehlungen Global	
2024/04/15		Aktienempfehlungen Österreich	

Details

2022/02/17 16:11:55

Price

9.30 EUR

Difference ▲ 83.79% (4.24)

General attributes

ISIN	GRS145003000
Symbol	GEKTERNA
Exchange	London Stock Exchange
Currency	EUR
Sector	Construction
Security type	Stock
Market cap (m)	1,706 EUR
Benchmark	GREECE

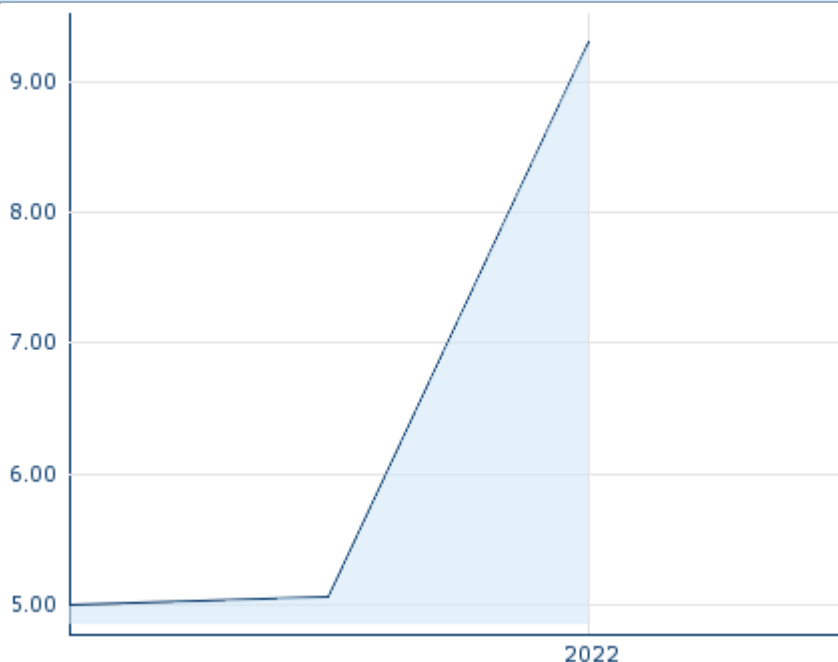
Market data

Bid (Bid size)	-
Ask (Ask size)	-
Open	9.30 EUR
High	9.30 EUR
Low	9.30 EUR
Close (prev. day)	5.06 EUR
VWAP	9.30 EUR
Volume (pcs)	95,636
Trading volume	889,414.80
Number of trades	1
Last size	95,636

Performance and Risk

	6m	1y	3y
Perf (%)	-	-	-
Perf (abs.)	-	-	-
Beta	0.98	0.83	0.80
Volatility	-	-	556.82

5y



Information about previous performance does not guarantee future performance.
Source: FactSet

Price data

Ø price 5 days Ø volume 5 days (pcs.)	3.87 EUR (88,251)
Ø price 30 days Ø volume 30 days (pcs.)	4.61 EUR (16,268)
Ø price 100 days Ø volume 100 days (pcs.)	4.98 EUR (4,880)
Ø price 250 days Ø volume 250 days (pcs.)	- EUR (4,519)
YTD High date	9.30 EUR (2022/02/17)
YTD Low date	9.30 EUR (2022/02/17)
52 Weeks High date	9.30 EUR (2022/02/17)
52 Weeks Low date	9.30 EUR (2022/02/17)

Arbitrage views

Exchange ⊕	Date	Time	Price	Trading volume (mio.)	Number of trades
Stuttgart	2024/04/29	14:28	15.32 EUR	0.00	7
London Stock Exchange	2022/02/17	16:11	9.30 EUR	0.89	1
Frankfurt	2024/04/29	09:05	16.22 EUR	0.00	1
FINRA other OTC Issues	2024/03/08	16:29	16.80 USD	0.00	1
Duesseldorf	2024/04/	08:11	16.12 EUR	0.00	1

	29						
Athens Stock Exchange	2024/04/29	15:25	16.66	EUR	2.63		917

Company profile

Company Logo

Contact Details

GEK GROUP OF COMPANIES SA

--

Telefon: -

Fax: -

E-mail: -

Company Profile

-